

ANNUAL REPORT

2024

 KB PRASAC Bank

**SUSTAINABLE
FUTURE**



Premium Current Account

High Interest Rate up to

4%

Per Annum



Premium Current
Account




- ✍ Easy to make payment by using checks
- ✍ Terms and Conditions apply

CONTENTS

04	KB PRASAC Bank at a Glance	21	Board of Directors
05	Corporate Profile	26	Committees of the Board of Directors
06	Vision and Mission	28	Executive Committee
08	Message from Chairman	34	Management Committees
10	Message from President & Chief Executive Officer	36	Partnership and Merchant Network
14	Key Financial Performance Indicators	38	Operational Performance Highlights
15	Key Milestones	42	Financial Performance Highlights
16	Office Networks	50	Capacity Building
18	Products and Services	51	Marketing Activities
19	Shareholder	52	Event Highlights
20	Organizational Chart	56	Environmental, Social and Governance
		62	Internal Control
		65	Audited Financial Statements

KB PRASAC BANK AT A GLANCE

Shareholder		Total Assets	Total Loans
 KB Kookmin Bank Number 1 Commercial Bank in Korea		USD 5.64 billion	USD 5.18 billion
Total Borrowers	Total Deposits	Total Depositors	Return on Equity
576 thousand	USD 3.53 billion	979 thousand	8.69%
Return on Assets	Registered Capital	Staff	Offices
1.69%	USD 600 million	10,269	188
ATMs	CDMs	Operating Villages	Libraries and Schools
245	43	14,418	47

CORPORATE PROFILE

KB PRASAC Bank Plc. was launched on August 7, 2023, following the merger of PRASAC Microfinance Institution Plc. and Kookmin Bank Cambodia Plc. Fully owned by South Korea's KB Kookmin Bank, it combines nearly 30 years of microfinance expertise with advanced banking innovation.

The bank offers retail and corporate banking services, including loans, savings, and digital solutions, through streamlined 188 branches nationwide. Leveraging latest core banking technology and a focus on financial inclusion and digitalization, KB PRASAC Bank aims to be a trusted partner driving Cambodia's economic growth.



VISION AND MISSION

VISION

To be the most trusted financial partner with innovative and sustainable services that are helpful for customer's growth.

MISSION

To provide sustainable access to financial services to communities, and micro, small and medium enterprises.



Open **Digital Account**

via

KB PRASAC Mobile

by Yourself



**High Interest Rate
up to**


4

%

Per Annum



-  Account Balance >USD 10,000
For full KYC clients only
-  Terms and Conditions apply



MESSAGE FROM CHAIRMAN



Cambodian Economy

In 2024, the global economy sustained growth similar to the prior year, despite geopolitical tensions, geo-economic fragmentation, and the ongoing Russia-Ukraine war. The International Monetary Fund (IMF) estimated a 3.2% growth rate, with developed economies at 1.7%, emerging and developing ones at 4.2%, and ASEAN at 4.6%. Inflation declined from 6.7% in 2023 to 5.7%, allowing most central banks to gradually cut interest rates.

According to the National Bank of Cambodia, the Kingdom's economy achieved a robust growth rate of 6%, up from 5.5% in 2023, driven primarily by a strong rebound in the manufacturing sector, particularly garments, and a steady recovery in tourism. The agricultural sector also contributed positively, while the construction and real estate sectors remained subdued due to declining demand and a market correction. Inflation stayed exceptionally low at 0.8%, the lowest in over a decade, supported by falling fuel prices and stable food costs, alongside a stable exchange rate.

Amid global economic challenges, Cambodia's external sector showed resilience with a balance of payments surplus of USD 432.5 million, bolstered by rising net foreign assets, and international reserves grew by 12.6% to USD 22.5 billion,

covering seven months of imports. However, dollarization remains high, reflected by the ratio of foreign currency deposits to broad money at 85.1%.

Cambodian Banking System

The banking system has continued to make progress and maintain stability, contributing to the economic recovery, as assets rose 7% to USD 91.1 billion. Deposits increased 16.3% to USD 57 billion, while credit grew modestly by 3% to USD 59.9 billion. Capital adequacy ratio was robust at 22.5% for banks and 26.2% for microfinance compared to regulatory limit (15%), and liquidity ratios stood strong at 192.4% and 150.4% respectively, compared to regulatory limit (100%).

The National Bank of Cambodia (NBC) has reinforced financial stability by allowing banking and financial institutions to restructure loans for struggling clients, in support of government's relief efforts. The NBC strengthened risk-based and forward-looking supervision of banking and financial institutions, issuing regulations to enhance liquidity and capital resilience. Financial inclusion surged, with deposit accounts at 23.3 million, credit accounts at 4 million, e-wallet accounts at 20.7 million, and KHQR merchants at 4.5 million. The NBC also advanced a deposit protection system to boost banking confidence further.

KB PRASAC Bank: Driving Cambodia's Economic Resilience and Community Strength

Amid the backdrop of both global and domestic challenges, KB PRASAC Bank stands, with unwavering commitment, as a cornerstone in fortifying Cambodia's economic vitality and resilience. We remain dedicated to offering affordable loans, empowering businesses and individuals to thrive. Our focus on innovation drives us to continually refine our products and services, tailoring them to meet the dynamic needs of our customers—particularly through cutting-edge digital solutions that advance financial inclusion.

We are passionate advocates for financial literacy, leveraging vibrant social media campaigns and impactful in-person initiatives to equip Cambodians with the tools and knowledge to make sound financial choices. This effort nurtures a more inclusive and robust economy for all. Beyond banking, our commitment to corporate social responsibility shines through in meaningful actions—building libraries and schools, enhancing healthcare access, contributing to blood donation drives, and fostering cultural preservation and community engagement. At KB PRASAC Bank, we don't just support growth; we help shape a stronger, more connected Cambodia.

Delivering Sustainable Performance in 2024

Despite the challenging business environment, KB PRASAC Bank has managed to maintain its position as a resilient financial institution and a market leader, in terms of its branding, risk management, regulatory compliance, governance standards and profitability. These achievements underscore the effectiveness of our governance culture and diligent supervision.

As of the end of 2024, consolidated total assets were USD 5.64 billion, the deposit balance increased to USD 3.53 billion, and the gross loan portfolio amounted to USD 5.18 billion. Shareholders' equity also increased up to USD 1,151 million and the registered capital was USD 600 million.

Outlook

The Board and shareholder are confident that KB PRASAC Bank's leadership, strategic vision, and dedicated team are well-positioned to ensure the bank delivers exceptional performance, benefiting all stakeholders.

Looking ahead, we are dedicated to propelling KB PRASAC Bank's growth through strategic investments in digital and IT infrastructure, alongside the development of our workforce. We cultivate a culture of ongoing learning and advancement, equipping our team to provide outstanding customer service. Additionally, we remain resolute in maintaining strong corporate governance and embracing Environmental, Social, and Governance (ESG) principles to earn stakeholder trust and enhance our community impact.

On behalf of the Board of Directors, I extend my gratitude to KB PRASAC's management and staff for their tireless efforts, energy, and unwavering commitment to advancing the business while supporting our customers' growth in harmony. I also express my appreciation to the Board of Directors, shareholder, customers, business partners, the Royal Government of Cambodia, and particularly the National Bank of Cambodia for their steadfast support and valuable guidance.



Nam Che KANG
Chairman

MESSAGE FROM PRESIDENT & CHIEF EXECUTIVE OFFICER



As we reflect on the remarkable journey of KB PRASAC Bank in 2024, I am proud to share with you a year defined by transformation, resilience, innovation, and an unwavering commitment to empowering our customers and communities.

Now, let's explore the remarkable progress and achievements of KB PRASAC Bank, beginning with our physical footprint. In 2024, we strategically optimized our network, streamlining our branches from 192 to 188 by consolidating locations in close proximity, ensuring efficiency without compromising accessibility. At the same time, we significantly expanded our self-service banking options, rolling out advanced ATMs and Cash Deposit Machines (CDMs) across more locations. These sophisticated self-banking zones are designed to enhance customer convenience, offering seamless, round-the-clock access to essential services, reflecting our commitment to blending operational excellence with customer-centric innovation.

Looking at our digitalization efforts, we have embraced cutting-edge technology to better serve our valued customers. We updated our core banking system to the latest version of Oracle FLEXCUBE 14.7, ensuring efficiency and reliability at every touchpoint. Alongside this, we

launched the all-new KB PRASAC Mobile app, KB PRASAC Merchant app, and KB PRASAC Corporate, empowering our customers and businesses with seamless financial tools. Our commitment to bridging borders shone through as we introduced a cross-border QR payment service, allowing customers to pay effortlessly in Thailand using our mobile app, complemented by an MoU with the National Bank of Cambodia and our shareholder for QR payments between Cambodia and Korea. We also rolled out the NSSF Enterprise Contribution Payment service, further integrating convenience into everyday banking.

Building on this technological foundation, our marketing and promotional efforts have brought these innovations closer to our valued customers. We launched a lucky draw campaign to reward merchants using KB PRASAC KHQR, fostering a vibrant payment ecosystem. To make global banking more accessible, we offered special promotions on SWIFT transfers—waiving cable fees for outward transfers and inward fees entirely—while providing a 50% discount on exchange rate spreads at KB Kookmin Bank's outlet in Incheon Airport. We proudly showcased our financial products and services at various events across the Kingdom.

Strengthening these efforts, our partnerships and strategic alliances have opened new doors. We forged a meaningful alliance with SAIHAN Partners to deliver financial solutions at emart24, enhancing convenience for customers. Similarly, we signed an MoU with the Ministry of Labor and Vocational Training to offer unsecured loans to workers and trainees heading overseas, empowering them to pursue their dreams with financial confidence.

Beyond innovation and promotion, our heart lies in giving back to the communities we serve. In our corporate social responsibility efforts, we handed over a school building to Ou Teuk Thla primary school in Kampong Thom and a library building at Teuk Chor Primary School in Banteay Meanchey, to promote reading culture. We provided scholarships to 25 Cambodian children with heart disease at Hebron Medical Center, offering hope and opportunity. Our management and staff wholeheartedly participated, giving blood in the inspiring “Give Blood, Give Life” initiative. We contributed to the Cambodian Red Cross to support its humanitarian mission, and through KB Financial Group, we supported the Samdech Techo Hun Sen Scholarship Foundation, reinforcing our commitment to Cambodia’s progress.

For corporate governance, we are honored to have been recognized with the prestigious “GOLD” Certificate of Tax Compliance by the General Department of Taxation for 2024–2025. This accolade reflects our unwavering dedication to transparency, accountability, and excellence in all we do, setting a strong foundation for sustainable growth.

Turning to financial inclusion and literacy, KB PRASAC Bank actively promoted the national currency to support Cambodia’s economic growth, especially by extending Riel-denominated loans to customers. We have actively participated in the nationwide National Bank of Cambodia’s programs on exchanging old banknotes for free while promoting digital account openings with cash incentives. We co-sponsored Cybersecurity Day with the Association of Banks in Cambodia, sponsored the Cambodia Accounting Forum 2024, and supported ASEAN Savings Day, organized

by Cambodia Microfinance Association. Our sponsorship of the “Safe Finance” project brought textbooks to communities, boosting financial literacy and consumer protection, while our backing of the Bankers’ Cycling 2024 event in Kampong Thom blended fun and health with financial education and riel promotion.

In providing job opportunities, KB RPASAC took pride in sponsoring the National Career and Productivity Fair 2024 at Koh Pich Convention and Exhibition Center. This initiative connected talent with opportunity, fostering a brighter future for Cambodia’s workforce and aligning with our vision of economic empowerment.

In building infrastructure for the nation, we donated to the Foundation for Border Infrastructure Development, answering the call of Samdech Prime Minister. We celebrated the groundbreaking of the Funan Techo Canal, a historic milestone, and joined the “Celebrating Cambodia” parade, where vibrant scenes reflected our nation’s pride and unity. These efforts underscore our commitment to not just banking, but to building a stronger, more connected Cambodia.

In 2024, we at KB PRASAC Bank navigated the year with prudence, carefully assessing risks from every perspective. We placed a strong emphasis on rigorous asset quality management and oversight. Despite economic hurdles, we achieved sustainable growth across critical metrics. Here are some highlights of our key operational achievements:

- Total assets at year-end were USD 5.64 billion, slightly decreased by 0.39% compared with the end of 2023.
- Total loan portfolios were USD 5.18 billion, increased by 2.17% with the total of 576 thousand clients.
- Non-Performing Loan (NPL) was at 5.95%, less than the whole banking sector.
- The deposits outstanding balance reached USD 3.53 billion with the total of 979 thousand depositors.
- After-tax net profit increased by 10%, from USD 87 million up to USD 95.76 million.
- Return on Equity (ROE) was 8.69%, and Return on Assets (ROA) was 1.69%.

- Registered share capital was USD 600 million.
- Office network covering 25 provinces and capital through 188 outlets, 288 ATMs & CDMs, operating in 14,418 villages, with a total of 10,269 staff.

These numbers vividly showcase our strong financial performance and unwavering dedication to delivering exceptional value to our stakeholders. They reflect not only our resilience in a dynamic market but also our relentless focus on fostering sustainable growth and trust for everyone we serve.

As we look to 2025, we at KB PRASAC Bank are dedicated to a bold vision that strengthens our leadership in banking. We will enhance loan quality management and grow our loan portfolio while boosting our CASA balance for greater stability and trust. We'll prioritize digital competitiveness with advanced IT investments, improve customer service through operational excellence, and elevate our branding as a trusted institution. Staying true to our values, we're ready to tackle challenges and drive growth in the year ahead for a sustainable future.

In closing, on behalf of KB PRASAC Bank Management, I would like to thank customers for their support, business partners for cooperation, the management team and staff for their effort and commitment, the Board of Directors for their support and advice, the Royal Government of Cambodia especially the National Bank of Cambodia (NBC) and local authorities for their continuous support and advice.



OUM Sam Oeun
President & Chief Executive Officer

Official Grand Opening of New Commercial Bank “KB PRASAC Bank Plc.”

23 February 2024

graced by

Lok Chumteav Dr. Chea Serey,
Governor of the National Bank of Cambodia



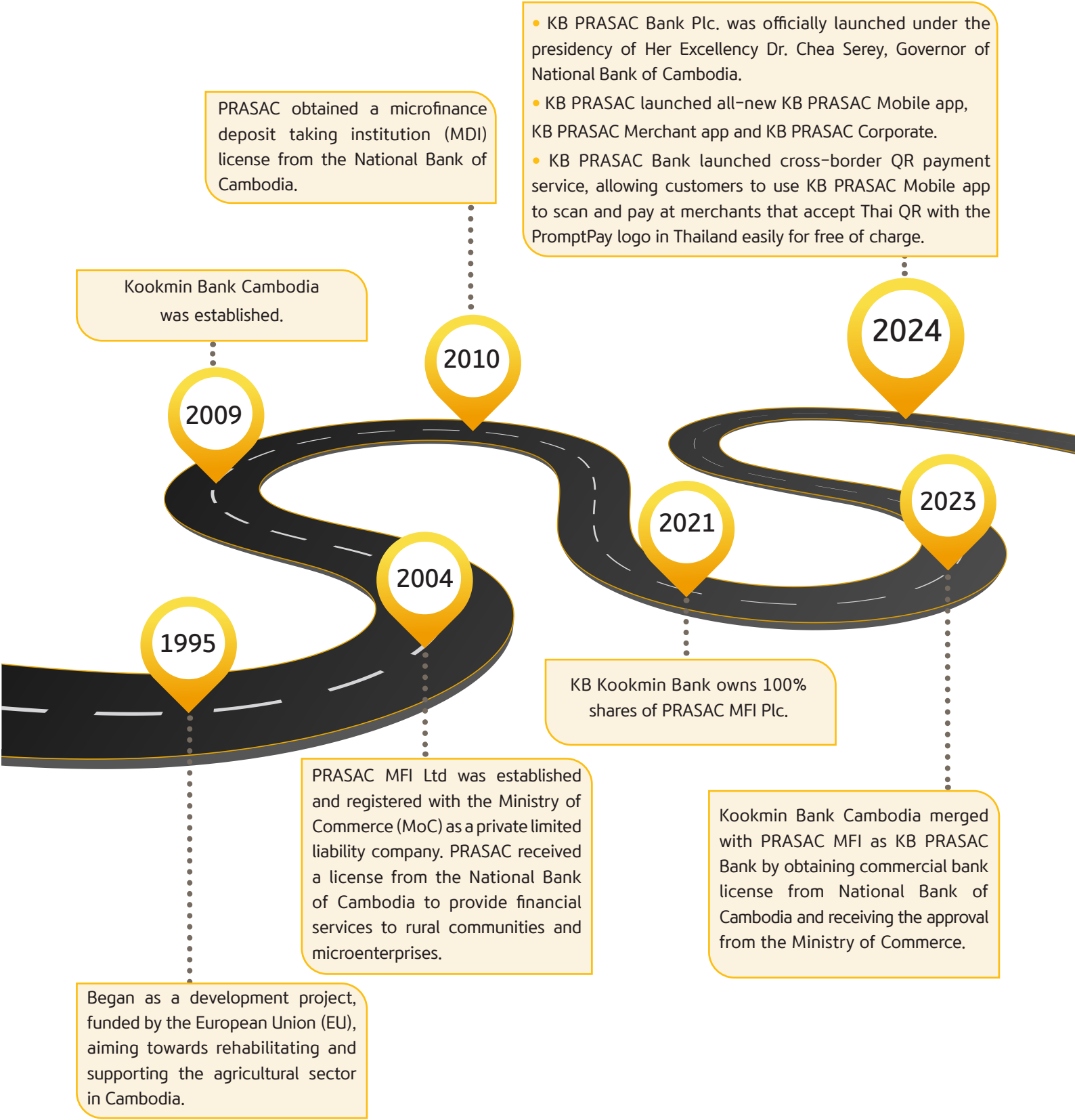
KEY FINANCIAL PERFORMANCE INDICATORS

INDICATORS	2020	2021	2022	2023	2024
Profitability and Efficiency					
Operating Expense Ratio	2.71%	2.70%	2.63%	2.26%	2.32%
Average Disbursed Loan Size (USD)	7,086	8,712	8,707	8,560	8,714
Number of Loans per Credit Officer	97	97	104	108	116
Number of Loans per Staff Member	57	57	61	61	63
Profitability					
Return on Assets (ROA)	3.24%	3.92%	3.98%	1.66%	1.69%
Return on Equity (ROE)	23.43%	26.07%	23.70%	9.10%	8.69%
Operational Network					
Province/Capital	25	25	25	25	25
District	202	202	203	208	208
Commune	1,636	1,637	1,643	1,646	1,650
Village	14,022	14,030	14,109	14,195	14,418

* Figures were updated in accordance with the CIFRS



KEY MILESTONES



OFFICE NETWORKS



188

Branches

10,269

Staff

1,650

Communes



245

ATMs

25

Provinces/Capital

14,418

Villages



43

CDMs

208

Districts



Term Deposit

Interest rate increased

up to

6

%

per annum

Term Deposit



For Khmer Riel Terms and conditions apply

PRODUCTS AND SERVICES

Credits

- ✔ Micro Business Loan
- ✔ SME & Corporate Loan
- ✔ Trade Finance Loan
- ✔ Overdraft Loan
- ✔ Consumption Loan
- ✔ Home & Housing Loan
- ✔ Dream Car Loan
- ✔ Smart Loan
- ✔ Education Loan
- ✔ Loan Against Term Deposit
- ✔ Payroll Loan

Deposits

- ✔ Current Account
- ✔ Premium Current Account
- ✔ Savings Account
- ✔ Digital Account
- ✔ Merchant Savings Account
- ✔ Unfixed Deposit Account
- ✔ Flexi Growth Savings Account
- ✔ Kid Growth Savings Account
- ✔ Savings Plan Account
- ✔ Employee Savings Account
- ✔ Term Deposit Account
- ✔ Financial Institution Business Account
- ✔ Financial Institution Term Deposit Account

Digital Services and Others

- ✔ KB PRASAC Mobile
- ✔ KB PRASAC Corporate
- ✔ KB PRASAC Merchant
- ✔ ATM
- ✔ CDM
- ✔ POS
- ✔ Domestic Transfer
- ✔ International Fund Transfer
- ✔ Bank Confirmation
- ✔ Bakong Payment Service
- ✔ Real-Time Fund Transfer
- ✔ Fast Payment
- ✔ CSS
- ✔ Bill Payment
- ✔ Mobile Top-Up
- ✔ Payroll Service
- ✔ Standing Instruction Service
- ✔ Check
- ✔ Banker's Check
- ✔ Bancassurance
- ✔ Foreign Exchange
- ✔ Tax Payment
- ✔ NSSF Enterprise Contribution Payment
- ✔ PPSHV Expressway
- ✔ MPWT Public Service
- ✔ Others

SHAREHOLDER


KB Kookmin Bank is Korea's leading bank with the largest customer base and branch network in the nation. The bank is also leading the digital finance era, providing differentiated financial products and services engineered by its innovative financial know-how.

KB Kookmin Bank is a member of the largest financial group in South Korea, KB Financial Group.

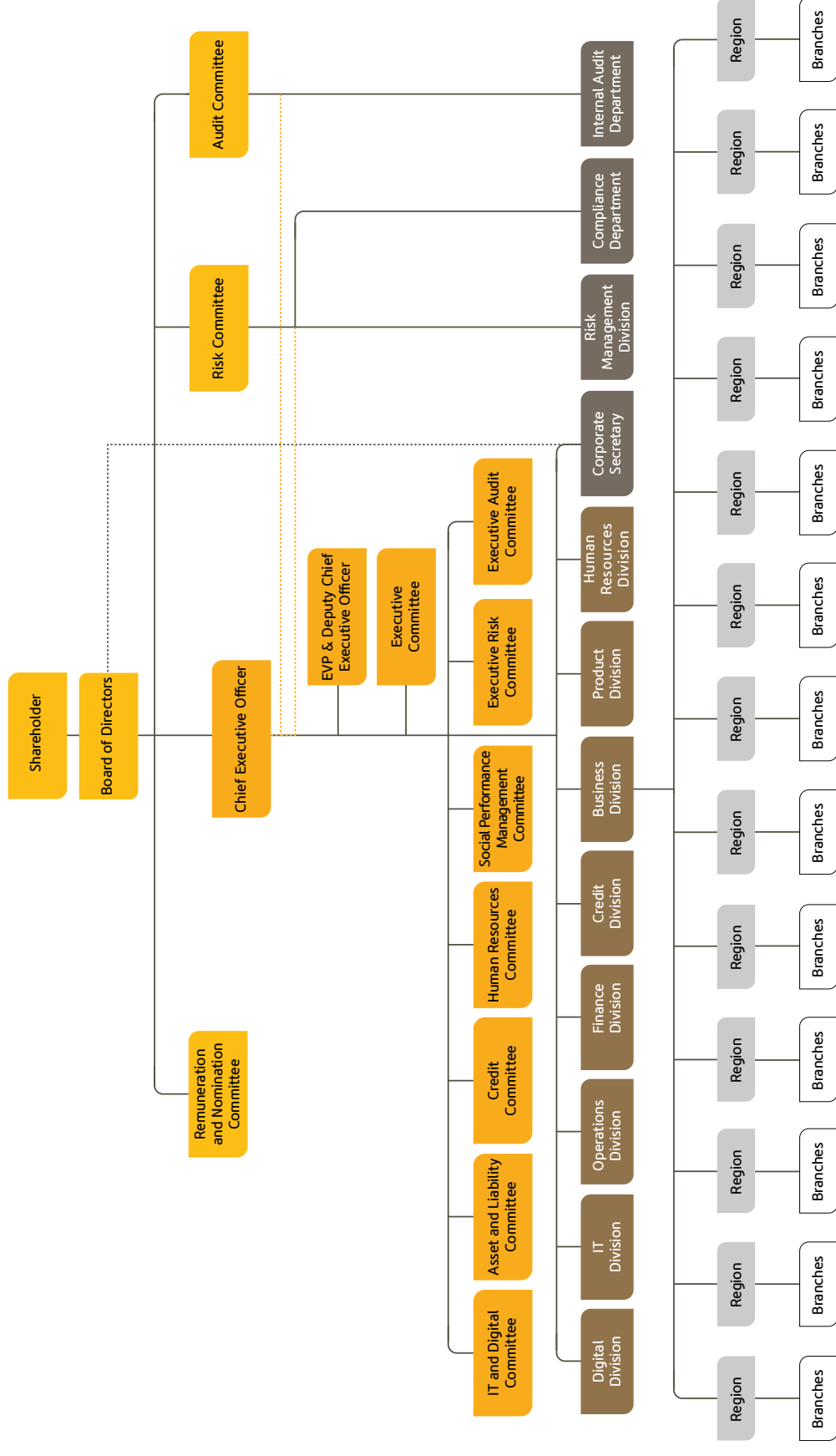
KB Financial Group is a leading financial services provider in South Korea, offering a wide range of financial products and services. The group was founded in 2008 for better customer service, growth and value in a rapidly changing world.

Within the Group, there are 11 subsidiaries, including: KB Kookmin Bank, KB Securities, KB Insurance, KB Kookmin Card, KB Life Insurance, KB Asset Management, KB Capital, KB Real Estate Trust, KB Savings Bank, KB Investment and KB Data Systems.

KB Kookmin Bank has a wide overseas network such as: United States of America, United Kingdom, Indonesia, Cambodia, Vietnam, Hong Kong, China, Singapore, Japan, New Zealand, India, Myanmar, Thailand and Laos. For more information, please visit www.kbstar.com / www.kbfg.com.



ORGANIZATIONAL CHART



BOARD OF DIRECTORS



**Mr. Nam Che KANG,
Chairman**

Mr. Nam Che KANG completed B.S. Degree courses in Business Administration from the University of Southern California, United States. He has amassed an impressive career within the banking industry, marked by significant leadership roles and a strategic vision.

Beginning his career at KB Kookmin Bank, Mr. KANG served as the Deputy General Manager of the New York Branch from 2007 to 2012, where he honed his skills in International Finance and Operational Management. He then was promoted to the position of Team Head of the Treasury Department from 2012 to 2016, demonstrating keen expertise in financial strategy and risk management. Following this, he was appointed the Head of Global Growth Support Division from 2022 to 2023, where he strategically supported the bank's international operations and growth initiatives.

He is currently a Senior Executive Vice President and Head of the Global Business Group, where he now oversees the bank's global strategy and business development, aiming to strengthen KB Kookmin Bank's position in the competitive International Banking.

Mr. Kyung Cheon LEE is an Independent Director of the Board of Directors of KB PRASAC Bank Plc. As a foreign legal consultant, Mr. Lee has provided legal and strategic consulting services for the several banks and financial institutions in Cambodia and overseas.

Mr. Lee also served as a Deputy President of the Korean Chamber of Commercial in Cambodia and a legal advisor for the Korean Embassy in Cambodia and Korea Trade-Investment Promotion Agency in Cambodia.

Mr. Lee received a BA and Master degree in Law from Seoul National University in Korea, and LL.M. from Law School of the University of Minnesota and MBA from the Business School of College of William Marry in USA. Mr. Lee also has a license of attorney-at-law in New York State Bar in USA.

As shown in his previous experiences and knowledge about the law in Banking Sector, Mr. Lee contributes practical advising and consulting as a member of Board of Directors.



**Mr. Kyung Cheon LEE,
Independent Director**



**Mr. Jaehong PAK,
Independent Director**

Mr. Jaehong PAK is an Independent Director of the Board of Directors of KB PRASAC Bank Plc. He is working as an auditor and senior consultant at a Korean accounting firm in Cambodia. He has shared his expertise in auditing and consulting with his knowledge and experiences gained from working with a variety of industries.

He studied in the USA from the early years getting secondary education in Western New York State region and tertiary education there in Rensselaer Polytechnic Institute in New York State capital region. He has MBA degree from Charles Sturt University, New South Wales, Australia.

He has been living in Cambodia for more than 13 years. With his experience and understanding of Cambodia, he will work for the better of KB PRASAC Bank.

Mr. CHAN Sophal is currently Executive Director of the Centre for Policy Studies (CPS), a Cambodian think tank providing research and consulting services in the areas of economic development, mainly in agriculture, land and labor issues.

For a progressive career over the past 28 years, he has been researcher and manager in various institutions including World Bank, Leopard Capital, USAID funded project called HARVEST, World Food Programme, Cambodia Development Resource Institute (CDRI), and Ministry of Agriculture, Forestry and Fisheries.

Mr. Sophal received an MSc in Agricultural Economics from the University of London, Imperial College at Wye, UK, after he completed Bachelor courses in Agribusiness from University Queensland, Gatton College, Australia and Diploma in Hydrology from National Institute of Agriculture Prek Leap.



**Mr. CHAN Sophal,
Independent Director**



**Dr. Dong Hyun CHOI,
Director**

Dr. Choi is currently serving as a Visiting Professor teaching finance and investment theory to students at Dongguk University in Seoul, Korea. He also served as a Visiting Professor at Inha University and Aju University in Korea from 2017 to 2021 and the National University of Management in Phnom Penh, Cambodia from 2015 to 2017.

Dr. Choi served from 2015 to 2017 as an Advisor and TA at the National Bank of Cambodia in Phnom Penh. He served in the Bank of Korea, which is Korea's central bank, for more than 30 years. While working at Bank of Korea, his career was centered on FX reserves management, including planning, risk management, trading, portfolio management, settlement and even IT projects. Between 2009 and 2012, he was the Chief Investment Officer at Bank of Korea in New York and managed USD 45 billion, part of Korea's national FX reserves, investing in fixed-income securities such as Treasuries, Agencies, Supra-nationals, Sovereigns, Corporates and MBS denominated in USD and CAD.

Dr. Choi holds an MBA focusing on international finance from Pennsylvania State University in University Park, PA, USA and Ph.D. in finance from Dongguk University in Seoul, Korea.

Mr. OUM Sam Oeun holds a Master's degree in Business Administration specializing in banking and finance and obtained a Diploma in Accounting and Commerce in 1988 and also holds a Bachelor's degree in Business Management in 1995. He has attended several training courses related to microfinance operations and management.

In 1995, he started working with PRASAC credit program. He was promoted to Deputy General Manager of PRASAC MFI in early 2007. He was also a member of the Board of Directors of PRASAC Microfinance Institution from 2004 to 2017. Since 2011, he has worked in the position of Executive Vice President & Chief Operations Officer.

He currently holds the position of President & Chief Executive Officer of KB PRASAC Bank Plc.



**Mr. OUM Sam Oeun,
Director**



**Mr. Hyeun Jong KIM,
Director**

Mr. Hyeun Jong KIM holds MBA in Finance from Sogang University and Bachelor's degree in Commerce from Jeonbuk National University. He is a professional banker with over 30 years of experience and is known as an expert in sales management.

After joining KB Kookmin Bank in 1991, he has been promoted to the various management positions. In 2020, he was in charge of the entire overseas business operations of KB Kookmin Bank based on his successful performance in individual/corporate banking business management and overseas business in Vietnam. He continued showing his leadership in Kookmin Bank Cambodia in 2021 as a Chief Executive Officer until he joined PRASAC MFI Plc. in 2022.

He holds the position of EVP & Deputy Chief Executive Officer of KB PRASAC Bank Plc.



Transfer Money from Korea

through KB Kookmin Bank
to KB PRASAC Bank

Free!

- Fee Charge
- Cable Fee

\$

₩

₩

៛



✓ Get 90% discount on spread of exchange rate ✓ Valid till 31 December 2025 📄 Terms and conditions apply

COMMITTEES OF THE BOARD OF DIRECTORS

Audit Committee

The composition of the Audit Committee complies with the Prakas of the National Bank of Cambodia, which is stipulated as follows:

- Chaired by an independent board member.
- Includes at least one independent person with expertise in finance and accounting.
- Includes at least one independent person with expertise in legal issues and banking.

The audit committee is composed of 4 members from the board, and chaired by an independent board of director with expertise in auditing:

1. Mr. Jaehong PAK, Chairman
2. Mr. Kyung Cheon LEE, Member
3. Mr. CHAN Sophal, Member
4. Dr. Dong Hyun CHOI, Member

The audit committee is responsible for:

- Ensuring compliance with legal and regulatory requirements and ensuring that the information provided to the public and to the National Bank of Cambodia is clear, accurate and reliable.
- Assessing the relevance of the accounting methods used to prepare the individual and consolidated accounts.
- Assessing the quality of internal control procedures especially whether the systems for measuring, monitoring and controlling risks are consistent, and recommending further action where appropriate.

In 2024, the Audit Committee held four meetings in March, July, November and December to review and discuss on matters related to KB PRASAC. The summary of the activities undertaken by the Audit Committee during 2024 was as following:

- Reviewed quarterly result of credit audits, branch operational audits, centralized department audits and IT audits.

- Reviewed audit report on special case investigation.
- Discussed and approved annual internal control report 2023 for submitting to the NBC.
- Discussed Financial Statements for the year ended 31 December 2023 and Report of the Independent Auditors.
- Reviewed challenges and achievements of internal audit department.
- Reviewed loan written-off proposal.
- Reviewed and approved audit plan and budget for 2025.

Risk Committee

The Risk Committee is comprised of 4 members from the Board of Directors and is presided over by an independent director. All members of the committee have expertise in banking, risk management, economics, finance, operations, auditing and legal knowledge:

1. Mr. CHAN Sophal, Chairman
2. Mr. Kyung Cheon LEE, Member
3. Mr. Jaehong PAK, Member
4. Dr. Dong Hyun CHOI, Member

The committee is responsible for the following tasks:

- Analyzing loan growth
- Analyzing Expected Credit Loss (ECL)
- Credit risk management
- Capital risk management
- Liquidity and funding risk management
- Operational risk management
- Compliance risk management
- Regulatory, political and policy risk management
- Managing key risk indicators and exposures
- Economic and competitive environment supervision
- Reviewing and approving policies

In 2024, the committee met 4 times, on a quarterly basis, in March, July, November and December to review and discuss the following topics:

- Qualitative and quantitative financial industry sector in Cambodia
- Impact of real estate recession and how to mitigate
- Portfolio quality and trends
- Soft lending
- Risk assessment and actions to mitigate risk
- AML/CFT compliance
- Regulatory compliance
- Liquidity and funding availability to support business
- Capital position and strategy
- Internal control system of the institution
- Economic risk
- Plan for 2025

Remuneration and Nomination Committee

The committee consists of 4 members from the Board of Directors.

- 1) Mr. Kyung Cheon LEE, Chairman
- 2) Mr. Jaehong PAK, member
- 3) Mr. CHAN Sophal, member
- 4) Mr. Hyeun Jong KIM, member

In 2024, the Remuneration and Nomination Committee conducted 4 meetings and advised management to implement the following activities:

- Improved internal policies and guidelines on human resources management including recruitment procedures and staff performance management.
- Implemented the new information technology tool for human resources management.
- Executed an extensive training program.
- Increased salary and offered pool bonuses for the company's staff.
- Reviewed the compliance of human resources management to law and rules of labor law.



EXECUTIVE COMMITTEE



**Mr. OUM Sam Oeun,
President & Chief
Executive Officer**

Mr. OUM Sam Oeun holds a Master's degree in Business Administration specializing in banking and finance and obtained a Diploma in Accounting and Commerce in 1988 and also holds a Bachelor's degree in Business Management in 1995. He has attended several training courses related to microfinance operations and management.

In 1995, he started working with PRASAC credit program. He was promoted to Deputy General Manager of PRASAC MFI in early 2007. He was also a member of the Board of Directors of PRASAC Microfinance Institution from 2004 to 2017. Since 2011, he has worked in the position of Executive Vice President & Chief Operations Officer.

He currently holds the position of President & Chief Executive Officer of KB PRASAC Bank Plc.

Mr. Hyeun Jong KIM holds MBA in Finance from Sogang University and Bachelor's degree in Commerce from Jeonbuk National University. He is a professional banker with over 30 years of experience and is known as an expert in sales management.

After joining KB Kookmin Bank in 1991, he has been promoted to the various management positions. In 2020, he was in charge of the entire overseas business operations of KB Kookmin Bank based on his successful performance in individual/corporate banking business management and overseas business in Vietnam. He continued showing his leadership in Kookmin Bank Cambodia in 2021 as a Chief Executive Officer until he joined PRASAC MFI Plc. in 2022.

He holds the position of EVP & Deputy Chief Executive Officer of KB PRASAC Bank Plc.



**Mr. Hyeun Jong KIM,
EVP & Deputy Chief
Executive Officer**



**Mr. Soo Yeon WON,
EVP & Chief Financial
Officer**

Mr. Soo Yeon WON holds a Master's degree in Business Administration majoring in finance and accounting, and a Bachelor's degree in Business Administration and Philosophy. He has attended several training courses related to banking operations and management in both Korea and abroad.

He has gained more than 20 years of experience in various fields such as financial planning & management, loan product development & pricing and overseas business in Kookmin Bank. He has worked as Team head of Global Planning Department taking charge of overseas business strategy. Then he has joined the PRASAC MFI since early 2022.

He holds the position as Executive Vice President & Chief Financial Officer of KB PRASAC Bank Plc.

Mr. RY Vanna holds Master's degree in Business Administration, major Finance and Banking; and holds Bachelor's degree in Business management. He has attended numerous local and international training courses and workshops related to microfinance operations and management.

He has started his professional career as a Credit Officer in 1999; then promoted to be a Chief Credit Officer, Branch Manager, Regional Manager Social and Environmental Coordinator, a member of Board of Director in a microfinance institution. He has joined PRASAC in 2011 as Vice President and Manager of Credit Department.

He currently holds the position of Executive Vice President & Chief Business Officer of KB PRASAC Bank Plc.



**Mr. RY Vanna,
EVP & Chief Business
Officer**



**Mr. KONG Sean,
EVP & Chief Operations
Officer**

Mr. KONG Sean holds a Master's degree in Business Administration specializing in Management and also holds a Bachelor's degree in Management. Since 2001, he has attended several training courses related to microfinance and banking operations and management in both local and abroad.

He used to work as Head of Financial Institution Department at a commercial bank until early 2011. Then he joined PRASAC MFI as Vice President and Manager of Product Development Department. In mid-2012, he was assigned as Vice President and Manager of Treasury Department.

He currently holds the position as EVP & Chief Operations Officer of KB PRASAC Bank Plc.

Mr. PEN Sovannsoksitha holds Master's degree in Development Management, and completed course work of Master in Business Administration. He holds a Bachelor's degree in Economic Science, specializing in Banking Finance. He has gained more than 15 years of experience in field of microfinance and bank, product development, marketing management, customer service, client protection, and financial literacy.

He started his career as Credit and Marketing Officer, then moved to other positions such as Access to Finance Specialist, Senior Credit Advisor, Social Performance Specialist, and Project Manager in both local and international firms. He has joined PRASAC MFI since early 2014 in the position of AVP & Deputy Manager of Marketing and Communications Department. He was promoted to Vice President and Manager of Marketing and Communications Department in 2016.

He currently holds the position of EVP & Chief Product Officer of KB PRASAC Bank Plc.



**Mr. PEN Sovannsoksitha,
EVP & Chief Product
Officer**



**Mr. PHOK Vandy,
EVP & Chief IT Officer**

Mr. PHOK Vandy holds a Master's degree in Computer Science and Engineering from the Royal University of Phnom Penh. Since 2001, he has attended several training courses and workshops related to IT development, project management, core banking solutions, microfinance and banking operations both local and abroad.

He has gained more than 20 years of experience in various fields such as application development, IT infrastructure and database management, cyber security and risk prevention, core banking implementation, system migration and upgrade, mobile banking development, and IT business management and strategy.

He has started his professional career as Software Developer in early 2000; then promoted to be a Head of Developer before joining the microfinance industry in 2004 as an IT Manager. Then he joined PRASAC MFI in June 2010 as Deputy IT Manager and Core Banking Support. He was promoted to VP & Manager of IT and Core Banking Department in July 2013.

He currently holds the position of Executive Vice President & Chief IT Officer of KB PRASAC Bank Plc.

Mr. SUM Sinath holds a Master's degree of Business Management in 2007, Bachelor's degree of Business Management in 2005 and High Diploma of Accounting in 2003. He has attended several training courses and workshops that contribute to building his role in the banking and financial sector such as Effective Management Skill for MFIs, MBA Financial Management from Hong Kong, Risk Management of MFIs, Strategic Planning and Management (EDA), Effective Staff Performance Appraisal, Certificate of Management Course (ITC Boulder Italy), Savings Mobilization, Funding Management in Financial Institutions and other courses both local and overseas.

He has gained more than 20 years of experience in banking and financial sector. He first started his professional career at PRASAC Microfinance Institution from September 2002 to 2015 as Credit Officer, Branch Manager, Branch Support Manager, and Operations Manager. Then he moved to other MFIs as General Manager from April 2015 to June 2017, as Chief Operations Officer (COO) from June 2019 to March 2023. He rejoined PRASAC in April 2023.

He currently holds the position of EVP & Chief Credit Officer of KB PRASAC Bank Plc.



**Mr. SUM Sinath,
EVP & Chief Credit
Officer**



**Mr. HOEUN Honey,
EVP & Chief Human
Resources Officer**

Mr. HOEUN Honey holds a Master's degree of Public Administration and a Bachelor's degree in General Management. He has attended several professional development training courses in human resources in both local and overseas.

He has more than 20 years of experience in human resources development. He started working for PRASAC as a Credit Officer Trainer and Supervisor from 1996 to 1998. In 2008, he has rejoined PRASAC as a Senior Branch Support Officer; and he was promoted to the position of Personnel Unit Manager in 2009; to Vice President and Manager of Personnel Department in 2011.

He currently holds the position of Executive Vice President & Chief Human Resources Officer of KB PRASAC Bank Plc.


Mr. Ju Hwan YI is the Financial Risk Manager certified by the Global Association of Risk Professionals and holds a Bachelor's degree in English. He has attended several training courses related to overall risk management activities on credit, interest rate, liquidity and operational risk, as well as BASEL standards and financial crisis management.

He has held various roles in the risk management department of Kookmin Bank and KB Financial Group Inc. for more than 10 years and has accumulated various experience in risk management for bank and non-banking affiliates, contributing greatly to establishing KB's risk management system as it is today. He joined PRASAC in 2020 and currently holds the position of EVP & Chief Risk officer of KB PRASAC Bank Plc.



**Mr. Ju Hwan YI,
EVP & Chief Risk Officer**

Grow Your Business with KB PRASAC Bank Loans



MANAGEMENT COMMITTEES

Asset and Liability Management Committee

The Asset and Liability Management Committee (ALCO) had 9 meetings in 2024 and achieved as the following:

- Endorsed borrowings of USD 146 million which are long-term senior debts.
- Endorsed lending of USD 20 million which is subordinate debt.
- Advised the treasury and business team to look for more Khmer Riel liabilities to support Khmer Riel lending and operating activities.
- Endorsed proposal for USD account opening and exposure limit with overseas and local banks.
- Advised treasury team to minimize Net Open Currency Position.
- Advised treasury team to seek more funding support from KBHQ, local banks, and offshore lenders with acceptable pricing to meet KB PRASAC's funding requirement for 2025.
- Approved proposal to revise term deposit interest rate.
- Approved proposal to revise lending interest rate.
- Approved proposal to the revised Head Office Transfer Pricing (HOTP).

Credit Committee

In 2024, KB PRASAC Bank was highly committed to strengthening loan quality and providing faster service to clients. As a result, client growth rate increased by 4.95%, from 548,810 borrowers in 2023 to 575,951 borrowers in 2024 with portfolio growth of about 2.17%. The solid experience and competency of the credit committee in both branches and head office allow KB PRASAC to deeply analyze its client situation and maintain good loan quality.

The provision of small loans is still the main area for KB PRASAC's growth in terms of total loan portfolio, number

of clients and reduced exposure size. The average loan outstanding per client was USD 9,232 in 2023 and USD 8,988 in 2024. The Non-Performing Loan (NPL) rate was 5.95% as of December 2024, allowing KB PRASAC to maintain its market leading position in terms of loan quality in the Cambodian banking and finance industry.

Product Development Committee

To ensure high quality and achieve the goals of the 2024 business plan, the Product Development Committee performed successfully the following tasks:

- Developed new products and services.
- Reviewed existing products and services features, terms and conditions, and modified the pricing list to be more competitive and comply with standards.
- Followed up the implementation of each branch compared to product and service's operational manual and procedures.
- Looked for good opportunities in financial markets to attract more customers and increase deposits.
- Ensured all products are profitable and low-cost.

Information Technology Steering Committee

The IT Steering Committee is responsible for the IT governance of KB PRASAC Bank including developing all applications for supporting products, reviewing, and evaluating the approved strategies, and maintaining internal control systems to support business growth, risk management practices and align with digitalization in the banking sector.

In 2024, the committee held several meetings to review and discuss matters relating to KB PRASAC Information Technology. Here are the key activities of the committee:

- Discussed planned IT implementation projects in 2024
- Discussed Terminating IT Outsourcing service Agreement with KBHQ (MystarG)
- Discussed Post-live FLEXCUBE managed service and Patchset upgrade
- Discussed Proposal Card Business
- Discussed Digital Payment Gateways
- Discussed Thailand cross border payment project
- Discussed Korea cross border payment project
- Discussed Korea cross border remittance project

Summary of important achievement in 2024:

- Went live latest Core Banking system (FLEXCUBE 14.7) and other systems such as AML, Loan Support System (LSS) and MIS
- Went live SWIFT alliance cloud system.
- Completed Patch set upgrade project for Core banking (Flexcube)14.7.006
- Upgraded new external Firewall in Data Center.
- Installed Wi-Fi at branch offices to support Digital Banking services
- Launched the new product of Merchant Account and Premium Current Account
- Developed Lucky-draw system and reports to support CASA collection
- Developing OTC system for integrating with GDT, NSSF
- Supported all digital channel products/service integration and development/improvement
- Developed new products, improved existing products, and implemented/supported projects to fulfill operational requirements and external compliance.
- Improved system process, workflow, enhancement/customization, and automation to support internal operations and daily transactions.
- Strengthened BCP, IT security and compliance, performance tuning and capacity planning to support business growth such as switch-over, users/audit trial reviews, system maintenance/archiving, and hardware sizing.
- Went live new upgrade digital platform such as Mobile Banking app version 4.0, Corporate internet Banking and merchant management system with integrated data and new UI/UX design and functionalities.
- Went live service Thai cross border payment (Prompt Pay) on Mobile Banking App
- Went live KHQR single currency to comply with Bakong Payment System
- Went live Bakong Tourists app and supporting foreigners to do KYC on NBC web portal
- Went live Bakong Web 1.0.0 to support teller desk operation
- Went live Cross Institution Fund Transfer and Payment (CIFTP) project
- Went live automated Merchant Account conversion on Merchant app
- Went live National Social Security Fund (NSSF) Enterprise Contribution payment on Mobile Banking app and Corporate Internet Banking
- Went live ATM QR withdrawal and QR deposit with Mobile Banking App
- Deployed new ATM Cash Withdrawal and Cash Deposit Machine at more locations
- Rolled out CSS EMV Chip card to comply with new Cambodian Shared Switch (CSS) specification and it's certified by Fime
- Established card linkage system between KB PRASAC Bank and KDSB
- Kicked off implementation of International Card Scheme system project with upgraded CompassPlus card system
- Contracted with Visa Worldwide Pte. for project card issuing and acquiring.

PARTNERSHIP AND MERCHANT NETWORK: BUILDING A SEAMLESS PAYMENT ECOSYSTEM

Partnerships

At KB PRASAC Bank, we are deeply committed to creating a seamless and robust payment ecosystem across Cambodia, driven by strategic partnerships with both private and public organizations.

We have forged alliances with a wide range of trusted providers to deliver unparalleled convenience to our clients, ensuring they can effortlessly handle essential transactions like bill payments for water, electricity, solid waste collection, and tuition, as well as phone top-ups with all telecom operators in the country.

Our collaboration with public sector entities further elevates this convenience—partnering with the National Social Security Fund to enable enterprises to pay contributions for their employees, the General Department of Taxation to facilitate all types of tax payments, and the Ministry of Public Works and Transportation to support public service payments through our digital platforms and branch network.

These partnerships reflect our dedication to simplifying financial interactions, empowering our clients with accessible, efficient solutions that integrate seamlessly into their daily lives.



Merchants

Expanding this vision, we've cultivated a dynamic nationwide network of KHQR merchants, partnering with diverse businesses—from bustling retail stores and cozy restaurants to essential service providers—to enhance convenience for both merchants and clients alike.

With KB PRASAC Mobile, our clients can simply scan a KHQR code to make secure, hassle-free payments, transforming everyday transactions into swift and enjoyable experiences. In the meantime, our merchants can effortlessly accept cashless payments through KHQR and conveniently track their sales performance using the KB PRASAC Merchant app.

We supported our merchants by posting their businesses on our social networks and website and launched lucky draw campaign to reward top merchants. This not only strengthens their businesses but also fuels the growth of Cambodia's payment ecosystem.

By bridging private and public sectors and fostering a vibrant merchant community, we at KB PRASAC Bank are proud to lead the way in building a connected, cashless future that benefits all Cambodians.

Special! Interest Rate
Merchant Savings Account

4%
Per Annum

Merchant Savings Account

QR code for Merchant Savings Account

☑ This rate offer is valid until 31 December 2025
☑ Terms & Conditions Apply

A smiling woman in a red top and brown overalls is pointing upwards with her right hand and towards the text with her left hand.

OPERATIONAL PERFORMANCE HIGHLIGHTS

Loan Portfolio

DESCRIPTION (in USD)	2020	2021	2022	2023	2024	CHANGE (USD)	CHANGE (%)
Total loans	3,028,193,427	3,748,358,425	4,350,085,163	5,066,477,344	5,176,566,268	110,088,924	2.17%
Group loans	377,042	178,644	101,891	44,292	0	(44,292)	(100.00%)
Individual loans	3,027,816,385	3,748,179,781	4,349,983,272	5,066,433,052	5,176,566,268	110,133,216	2.17%
Loans in KHR	365,326,565	452,563,732	539,305,197	618,373,041	693,504,994	75,131,953	12.15%
Loans in USD	2,638,558,932	3,286,440,759	3,807,388,176	4,449,266,226	4,482,577,985	35,603,158	0.80%
Loans in THB	24,307,930	9,353,934	3,391,790	1,129,476	483,289	(646,187)	(57%)

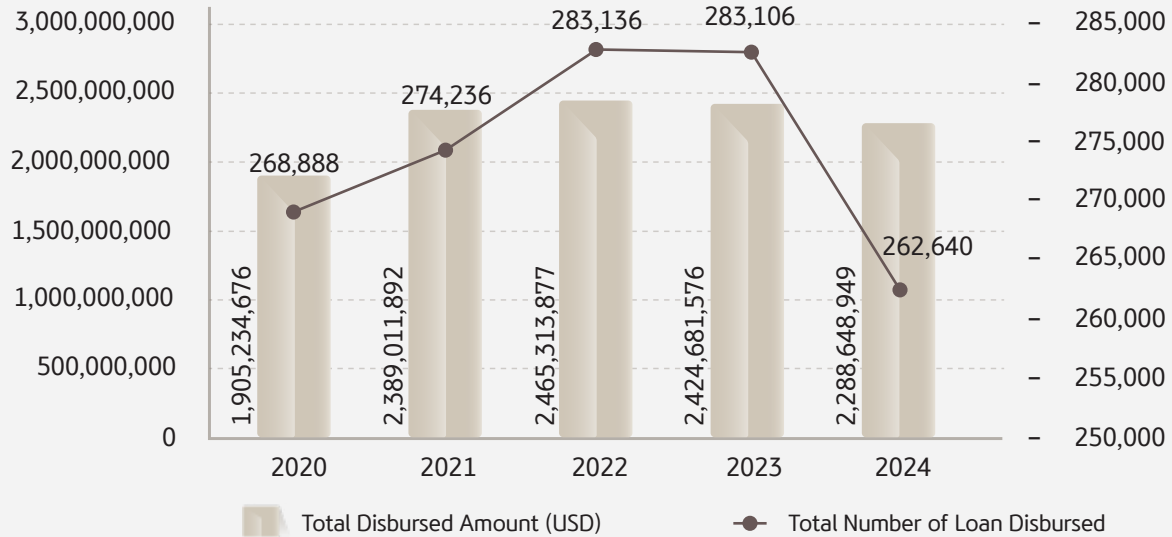
Loans can be disbursed in Khmer Riel and United States Dollar. The outstanding loans in Khmer Riel increased by 12.15%, while loans in United States Dollar increased by 0.80% and loans in Thai Baht decreased by 57%.

Borrowers

DESCRIPTION (Person)	2020	2021	2022	2023	2024	CHANGE (Person)	CHANGE (%)
Total borrowers	442,833	465,149	502,094	548,810	575,951	27,141	4.95%
Borrowers as group	997	468	248	109	0	(109)	(100.00%)
Borrowers as individual	441,836	464,681	501,846	548,701	575,951	27,250	4.97%
Female borrowers	348,435	362,630	389,769	422,527	441,746	19,219	4.55%
Male borrowers	94,398	102,519	112,325	126,283	134,205	7,922	6.27%

At the end of 2024, the number of active borrowers was 575,951, an increase of 4.95% over the previous year. Female borrowers increased by 4.55% and male borrowers increased by 6.27%.

Loan Disbursement



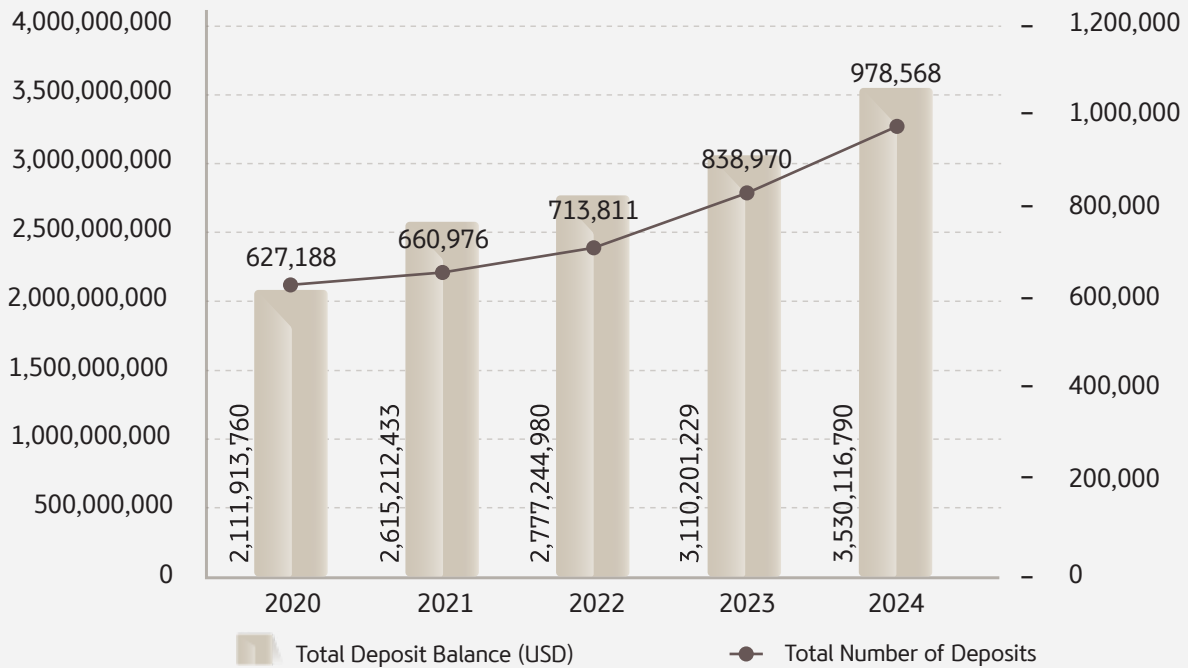
In 2024, KB PRASAC disbursed new loans totaling USD 2,288,648,949, decrease of 5.61% over the previous year. The number of new loans was 262,640, a decrease of 7.23%. The average disbursed loan size was USD 8,714.

Loan Portfolio Quality

DESCRIPTION (IN USD)	2020	2021	2022	2023	2024	CHANGE (USD)	CHANGE (%)
NPL Amount	41,600,676	57,931,342	51,794,317	190,289,805	307,878,147	117,588,342	61.79%
Principal Past Due	4,842,737	5,985,732	8,489,227	27,693,830	56,220,961	28,527,131	103.01%
NPL Ratio	1.37%	1.54%	1.19%	3.75%	5.95%	2.20%	58.74%
Repayment Ratio	99.49%	99.43%	99.33%	98.26%	96.84%	(1.42%)	(1.44%)

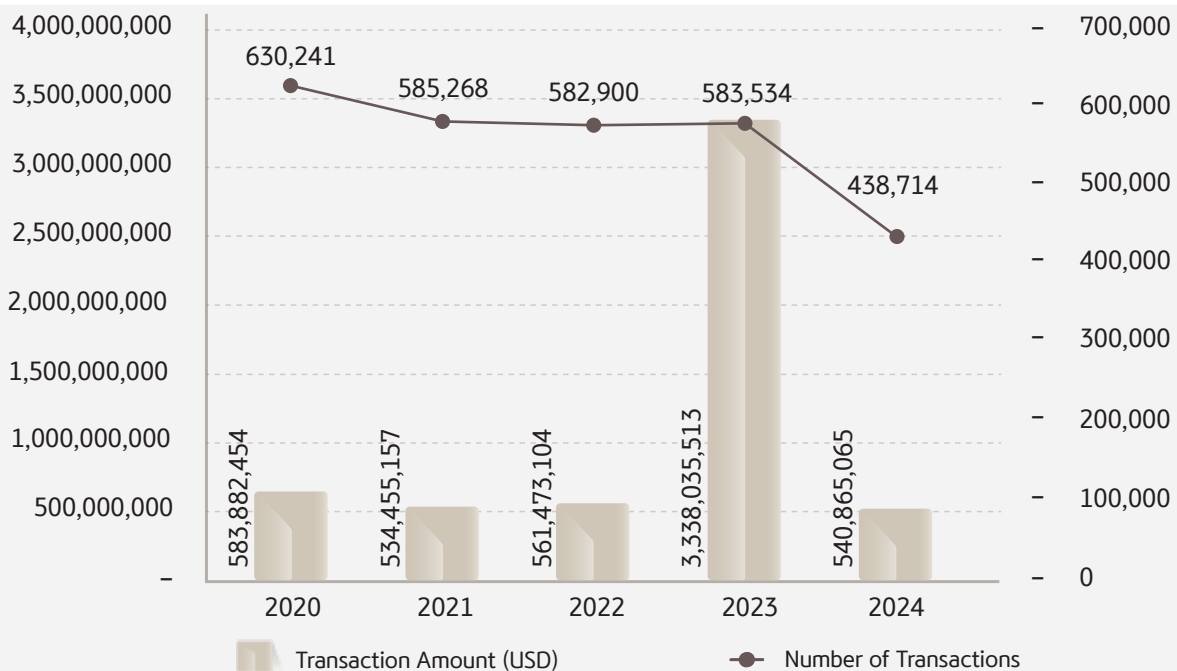
At the end of 2024, the Non-Performing Loans (NPL) ratio was 5.95% and the repayment ratio was 96.84%. The high quality of the loan portfolio was very good thanks to high quality monitoring from all levels of staff (especially credit officers), well-established credit policy and procedures, and clear loan recovery policy. In addition, the FLEXCUBE system can provide fast, accurate data and information to enable staff to monitor, evaluate and analyze loans.

Savings and Deposit



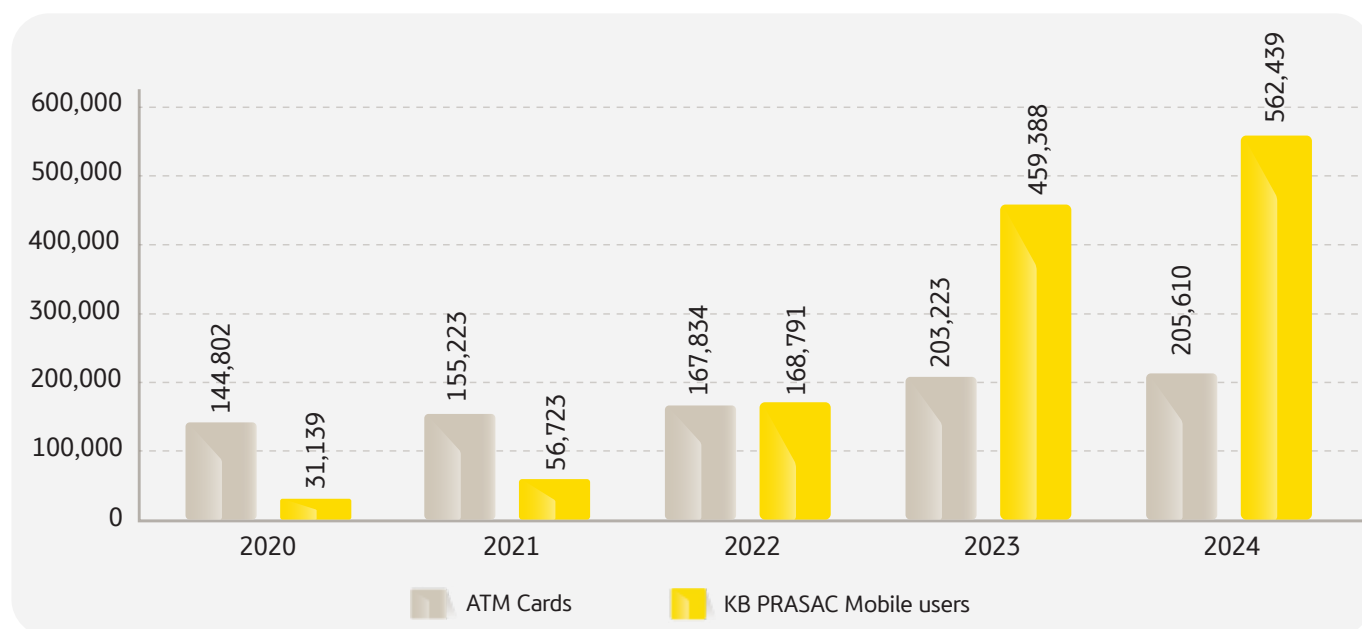
As of December 2024, the total number of depositors was 978,568, an increase of 16.50% over the previous year. The total balance was USD 3,530,116,790 an increase of 13.50% over the previous year.

Local Money Transfer



Local fund transfers decreased USD 2,797 billion in 2024, and a decrease of 83.80% over the previous year.

ATM and KB PRASAC Mobile



With advancing technology development and strong market demand, the use of ATM services has been increasing year-by-year. Total issued ATM cards for clients increased to 205,610 cards in 2024. At the same time, KB PRASAC Mobile users reached a total of 562,439.







FINANCIAL PERFORMANCE HIGHLIGHTS

Financial Performance Highlight (Amount in USD)	2020	2021	2022	2023	2024
Statement of Financial Position					
Assets					
Cash and Banks	602,908,514	593,092,862	459,654,505	678,405,033	637,490,529
Net Loan Portfolio	2,978,579,934	3,691,567,993	4,296,121,785	4,906,047,296	4,925,632,584
Other Assets	34,838,097	35,857,294	43,240,560	79,844,386	79,333,638
Total Assets	3,616,326,545	4,320,518,149	4,799,016,850	5,664,296,715	5,642,456,751
Liabilities					
Deposit from Customers	2,111,913,760	2,615,212,433	2,777,244,980	3,110,201,229	3,530,116,791
Borrowings	794,430,317	829,821,864	971,259,425	1,394,794,360	892,314,903
Bonds Payable	30,666,038	31,342,099	31,168,428	–	–
Subordinated Debts	113,667,817	105,191,790	89,677,427	50,804,364	30,214,653
Other Liabilities	46,810,489	64,610,875	74,052,157	53,744,680	39,293,561
Total Liabilities	3,097,488,421	3,646,179,061	3,943,402,417	4,609,544,633	4,491,939,908
Shareholders' Equity					
Share Capital	230,000,000	300,000,000	400,000,000	600,000,000	600,000,000
Reserves	3,613,284	24,738,149	31,872,927	96,491,422	134,597,801
Retained Earnings	285,224,840	349,600,939	423,741,506	358,260,660	415,919,042
Total Shareholders' Equity	518,838,124	674,339,088	855,614,433	1,054,752,082	1,150,516,843
Total Liabilities and Shareholders' Equity	3,616,326,545	4,320,518,149	4,799,016,850	5,664,296,715	5,642,456,751
Statement of Profit or Loss and Other Comprehensive Income					
Total Operating Income	446,208,632	524,008,198	612,642,227	669,868,315	706,804,495
Interest & Fee Expenses	(197,427,727)	(208,562,868)	(245,256,710)	(321,762,094)	(337,571,578)
Operation Expenses	(90,838,223)	(107,008,498)	(119,795,183)	(118,114,088)	(131,174,718)
Net Non-Operating Expenses	(22,600,908)	(14,798,810)	(21,496,456)	(120,651,156)	(118,017,015)
Income Tax Expenses	(26,512,787)	(38,137,058)	(44,818,533)	(22,420,393)	(24,276,423)
Profit After Tax	108,828,987	155,500,964	181,275,345	86,920,584	95,764,761
Key Financial Performance Indicators					
Return on Assets (ROA)	3.24%	3.92%	3.98%	1.66%	1.69%
Return on Equity (ROE)	23.43%	26.07%	23.70%	9.10%	8.69%
Yield on Portfolio	15.96%	15.32%	14.97%	14.13%	13.69%



Pay Taxes to General Department of Taxation via KB PRASAC Mobile app and Branches

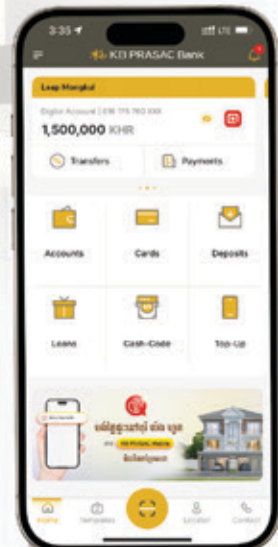
-  Tax on Means of Transportation
-  Property Tax
-  Enterprise Tax
-  Other general taxes

Free of
Charge

01



02

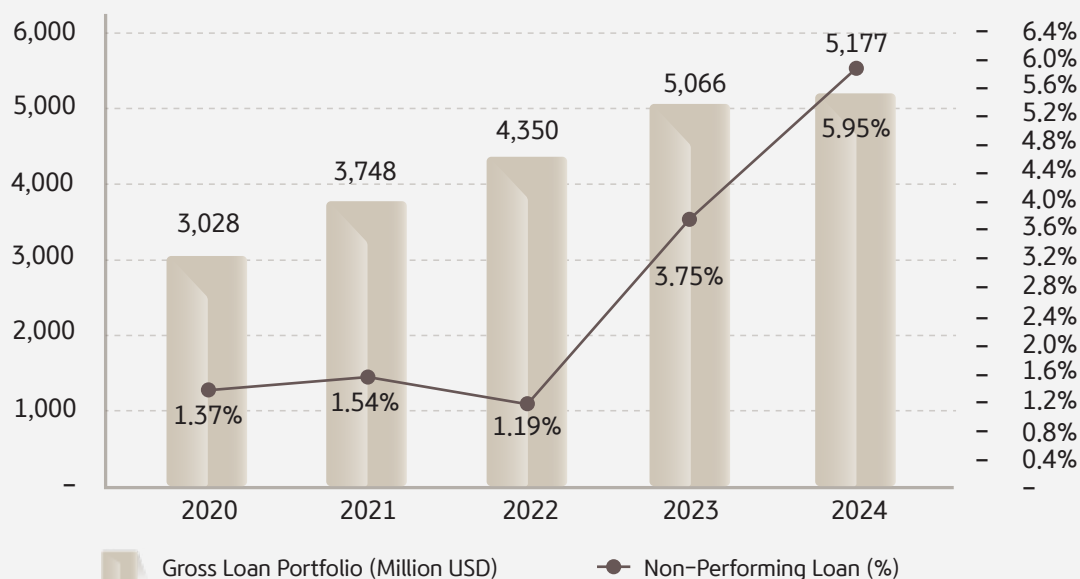


Productivity and Efficiency

DESCRIPTION	2020	2021	2022	2023	2024
Exchange Rate (KHR)	4,045	4,074	4,117	4,085	4025
Gross Loan Portfolio (USD)	3,028,193,427	3,748,358,425	4,350,085,163	5,066,477,344	5,176,566,268
Loan Loss Reserves (USD)	(49,613,493)	(56,790,432)	(53,963,378)	(160,430,048)	(250,933,683)
Net Loan Portfolio (USD)	2,978,579,934	3,691,567,993	4,296,121,785	4,906,047,296	4,925,632,585
Number of Credit Officers	5,333	5,506	5,594	5,746	5,549
Portfolio per Credit Officer (USD)	567,822	680,777	777,634	881,740	932,883
Number of Active Borrowers	442,833	465,149	502,094	548,810	575,951
Active Borrowers per Credit Officer	83	84	90	96	104
Non-Performing Loan*	1.37%	1.54%	1.19%	3.75%	5.95%

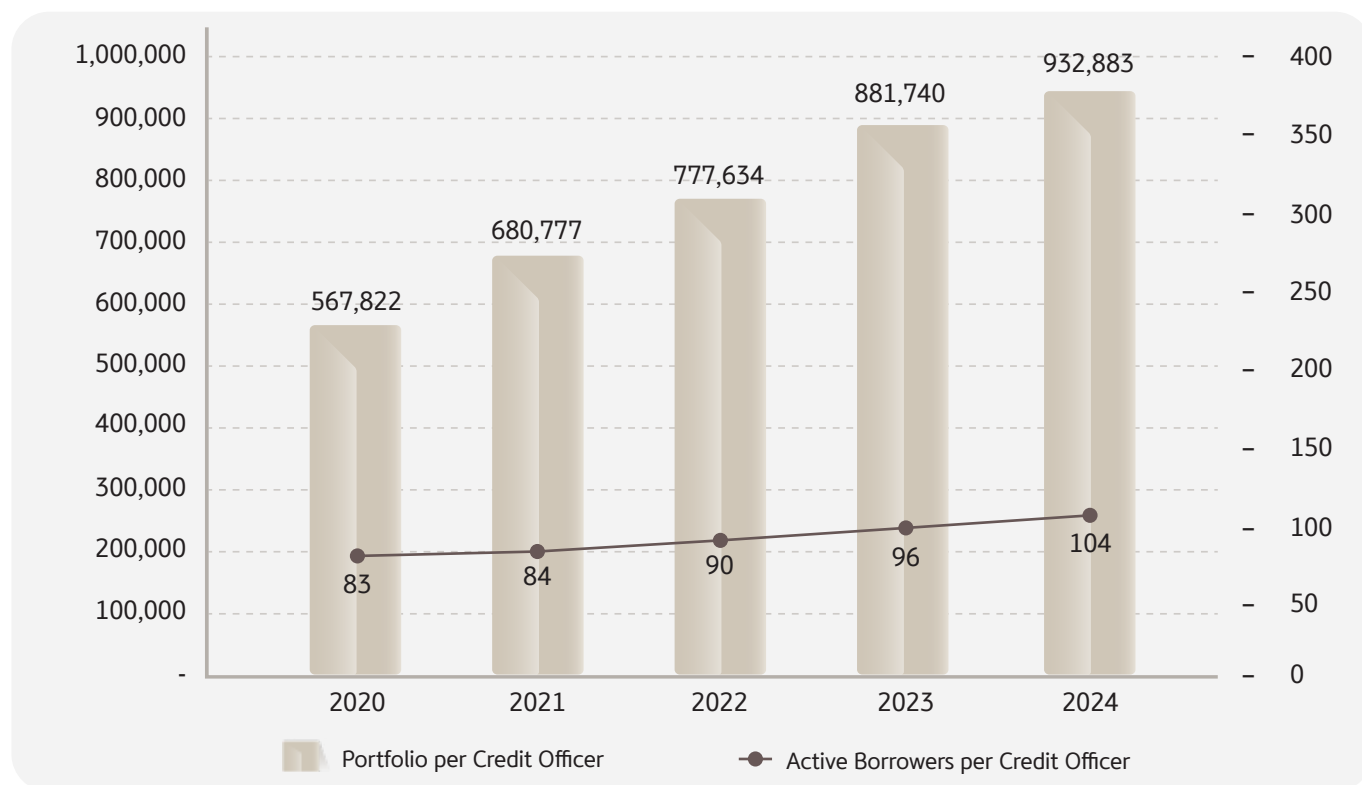
* NPL ratio was calculated following NBC's definition.

Gross Loan Portfolio and Portfolio Quality



As at 31 December 2024, the loan portfolio expanded by USD 110 million (+2.17%), increasing from USD 5.07 billion in 2023 to USD 5.18 billion in 2024. This growth underscores the bank's robust market positioning and prudent credit expansion strategy. However, the sharp rise in Non-Performing Loans (NPL) from 3.75% to 5.95% is due to slowdown of economic recovery, which has reduced borrower repayment capacity.

Credit Officer Productivity

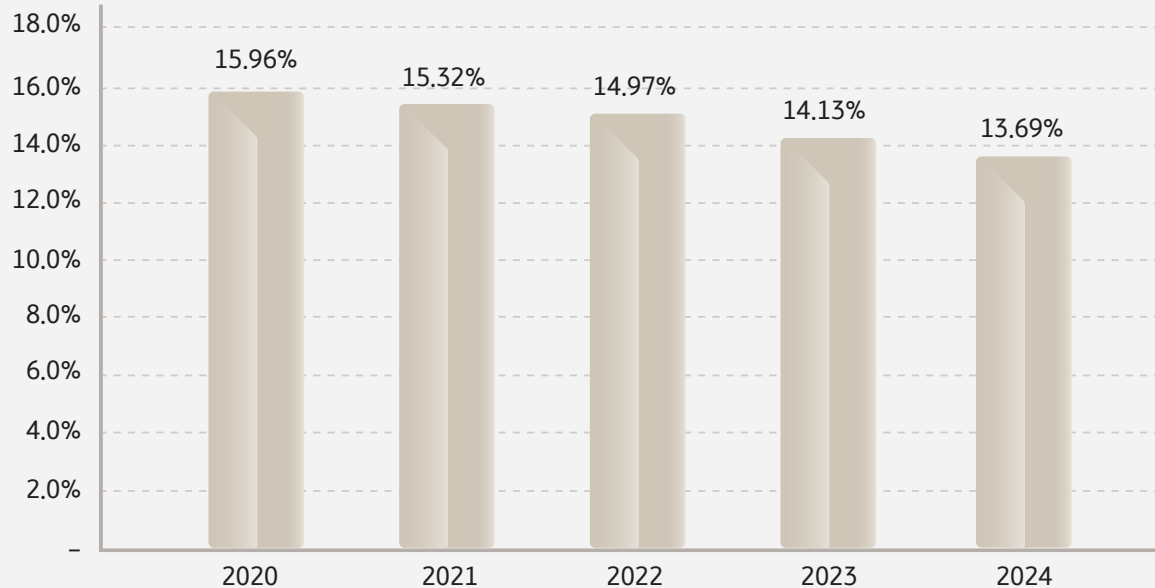


The number of credit officers decreased by 197, from 5,746 in 2023 to 5,539 in 2024. Concurrently, the portfolio per credit officer increased from USD 881,740 in 2023 to USD 932,883 in 2024, and the number of active borrowers per credit officer rose from 96 to 104. This enhancement in productivity indicates that each credit officer is managing a greater number of clients and larger portfolios, reflecting operational efficiency.

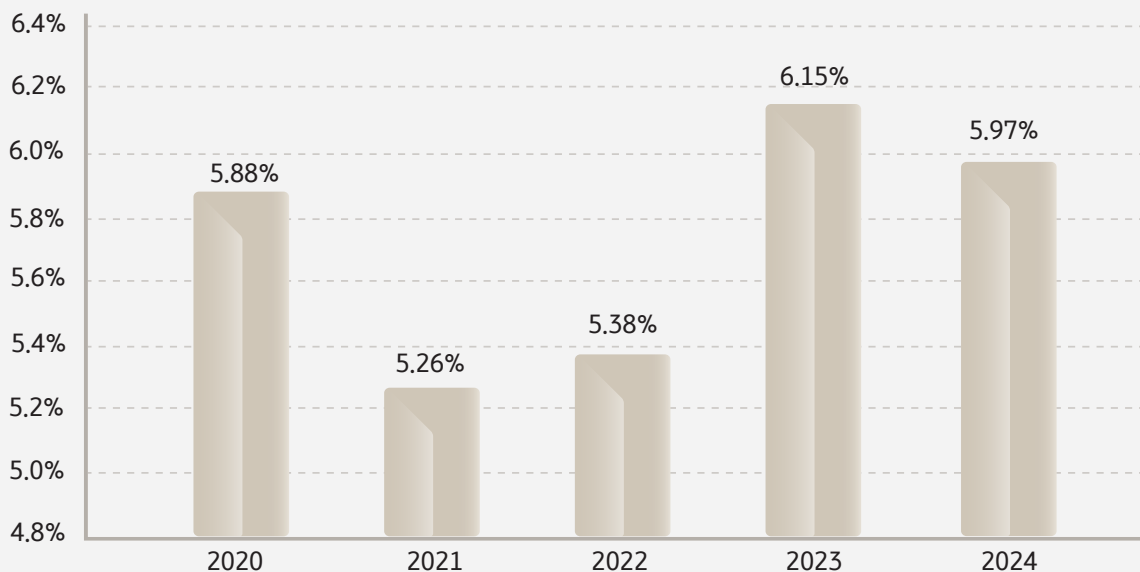
Profitability

DESCRIPTION	2020	2021	2022	2023	2024
Yield on Portfolio	15.96%	15.32%	14.97%	14.13%	13.69%
Financial Expense Ratio	5.88%	5.26%	5.38%	6.15%	5.97%
Operating Expense Ratio	2.71%	2.70%	2.63%	2.26%	2.32%
Administrative Expense Ratio	0.69%	0.57%	0.60%	0.60%	0.64%
Return on Assets (ROA)	3.24%	3.92%	3.98%	1.66%	1.69%
Return on Equity (ROE)	23.43%	26.07%	23.70%	9.10%	8.69%

Yield on Portfolio

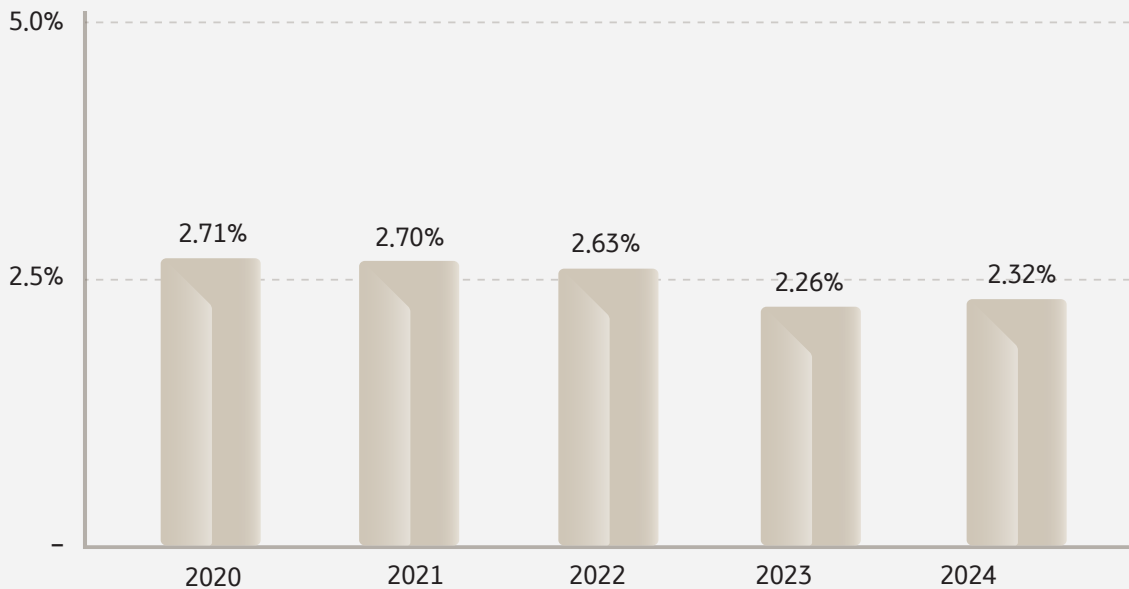


The portfolio yield has experienced a decline over recent years, attributed to heightened competition within the financial market and a significant rise in non-performing loans in 2024. Despite these challenges, KB PRASAC Bank effectively maintained a portfolio yield of approximately 13.69% in 2024.



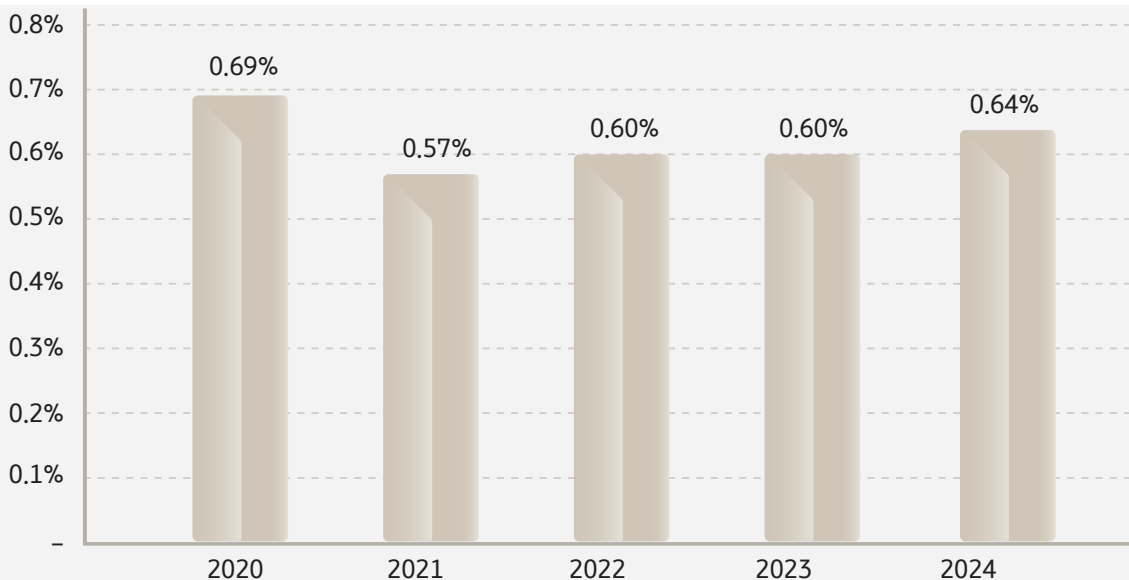
The financial expense ratio decreased from 6.15% in 2023 to 5.97% in 2024. This decline indicates that the bank effectively reduced its cost of funds despite an environment of rising or volatile global interest rates. It signals strong treasury management and an effective pricing strategy.

Operating Expense Ratio



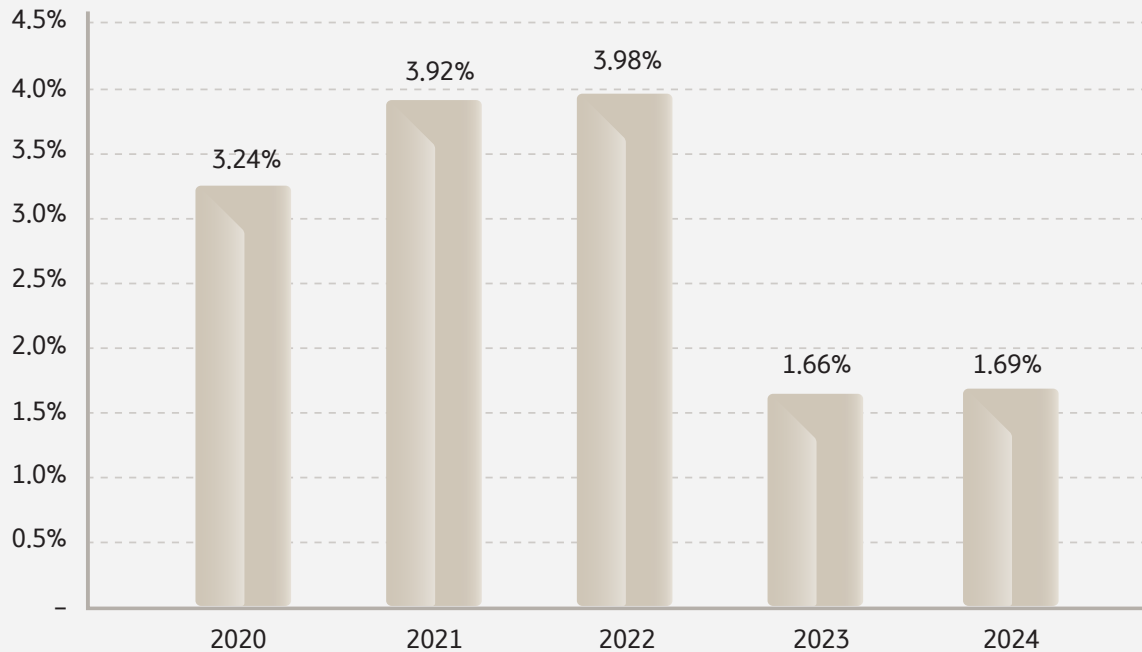
The operating expense ratio increased from 2.26% in 2023 to 2.32% in 2024. This increase indicates a rise in the bank's cost structure, likely attributable to business expansion, talent acquisition, and investment in core banking and digital infrastructure. However, the rise remains within sustainable levels, reflecting strong internal cost and budgeting controls.

Administrative Expense Ratio



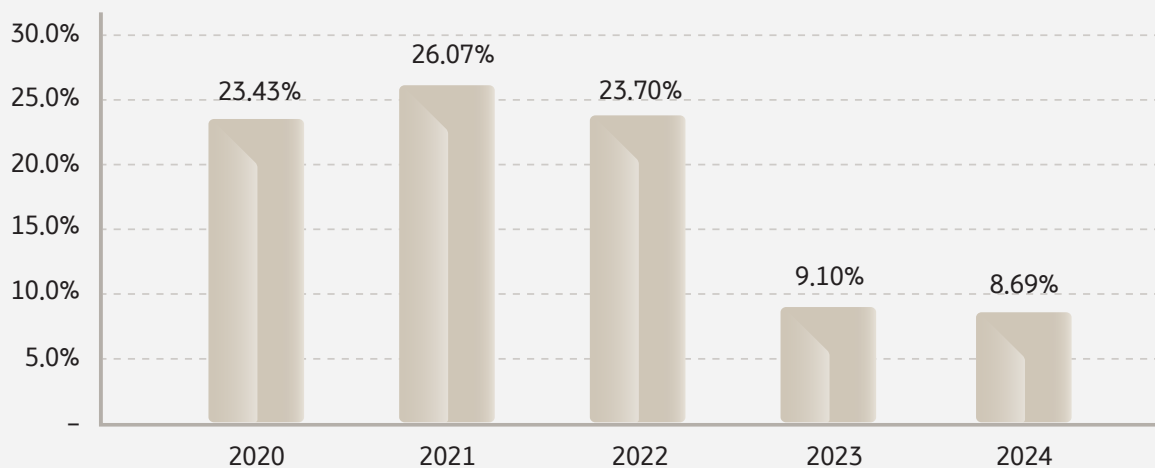
The administrative expense ratio increased from 0.60% in 2023 to 0.64% in 2024. This increase is indicative of the bank's ongoing investments in expanding its business operations and branch modernization. Even though it was just a slightly increase, it was still a positive indicator for KB PRASAC.

Return on Assets



Return on assets (ROA) increased from 1.66% in 2023 to 1.69% in 2024. This improvement in ROA reflects an enhancement in asset utilization efficiency. Despite the rise in average total assets, from USD 5.23 billion in 2023 to USD 5.65 billion in 2024, the bank generated more net income. This indicates that the bank has effectively managed to convert its asset base into profit, a critical measure of operational efficiency.

Return on Equity



Return on equity (ROE) decreased from 9.10% in 2023 to 8.69% in 2024. The slight decline in ROE is primarily driven by a significant increase in average shareholder's equity, rising from USD 955.2 million in 2023 to USD 1.10 billion in 2024, while net profit increased only moderately. Maintaining an ROE close to 9% in a capital-heavy year indicates that the bank continues to generate strong shareholder value while simultaneously reinforcing its risk-bearing capacity.



Top up the balance of Phnom Penh–Sihanoukville Expressway

via

KB PRASAC Mobile



PHNOM PENH



ETC and ANPR
Priority Lanes



CAPACITY BUILDING

KB PRASAC Bank delivered good achievements in 2024, along the success of merger and transformation into commercial bank including management structure, operations, system, services and human resources. At this critical period, staff capacity building and training before and after merging into commercial bank are the key component to support, encourage and guarantee for operation and service sustainability. Beside these, we regularly coach, train and guide in different programs such as new staff training program, orientation for newly promoted staff, refresher training program and special training program which focus on technical skills, core staff knowledge and soft skills as well. KB PRASAC Bank always pays attention to staff competencies in 7 areas as below:

1. General competencies
2. Loan competencies
3. Banking services competencies
4. Operations and finance competencies
5. Competencies related to risk, compliance and control
6. System competencies
7. Management competencies

As a result, in 2024, KB PRASAC Bank offered 691 local and overseas classes which is in average 3.96 times of training per employee. Among those, 83% were internal training classes which were organized and trained by around 200 internal trainers; 15% were in-country training programs which focused on professional and qualifications as banker roles, and 2% were overseas training which focused on leading banking advancement.

Internship and Volunteers

We are committed to training the next generation bankers. KB PRASAC Bank also contributes to the development of human resources for society through our internship and volunteer program. In 2024, 13 student groups (49 students) wrote their thesis about KB PRASAC Bank branch operations nationwide. At the same time, other 10 students were employed as volunteers for 3 months in order to gain more experiences, more guidance from our technical staff, and more knowledge in banking sector.



MARKETING ACTIVITIES

At KB PRASAC Bank, we recognize that marketing is the backbone of our growth, driving a wide array of initiatives that connect us with our customers and fuel our success. We have conducted thorough market surveys and feasibility studies to deeply understand our target audience, using these insights to craft tailor-made products and services that deliver exceptional satisfaction.

In 2024, to amplify our reach, we launched dynamic marketing activities, such as a lucky draw campaign rewarding merchants using KB PRASAC KHQR, creating a thriving payment ecosystem. We also made global banking more accessible by offering special SWIFT transfer promotions—eliminating cable fees for outward transfers and all inward fees—while providing a 50% discount on exchange rate spreads at KB Kookmin Bank’s Incheon Airport outlet.

Our financial products and services shone brightly at various events across Cambodia, communicated through a blend of traditional mass media and digital platforms, ensuring

our messages resonate with all customer segments. Booth activations at exhibitions and fairs kept us closely engaged with our audience, while our Corporate Social Responsibility efforts and strategic events bolstered our brand, positioning KB PRASAC Bank as a top choice in customers’ minds.

Listening to our customers remains at the core of everything we do. We warmly welcome their inquiries, requests, and feedback, guided by our motto “Speed, Care, Clean” as we deliver swift and compassionate service. To strengthen ties with our existing customers and draw in new ones, we’ve introduced loyalty programs that reward trust and engagement.

Through these efforts—spanning market research, innovative product development, impactful promotions, and heartfelt customer care—we’re not just building a bank; we’re cultivating a community rooted in value, connection, and growth.



EVENT HIGHLIGHTS



JANUARY

- ➔ KB PRASAC Bank updated its core banking system to the latest version of Oracle FLEXCUBE 14.7.
- ➔ KB PRASAC launched all-new KB PRASAC Mobile app, KB PRASAC Merchant app and KB PRASAC Corporate.

FEBRUARY

- ➔ KB PRASAC launched lucky draw campaign for merchants who use KB PRASAC KHQR to accept payments from customers.
- ➔ KB PRASAC Bank Plc. was officially launched under the presidency of Her Excellency Dr. **Chea Serey**, Governor of National Bank of Cambodia.

- ➔ KB PRASAC Bank and SAIHAN Partners forged strategic alliance for financial solutions at emart24.

MARCH

- ➔ KB PRASAC Bank management and staff donated blood along with the Association of Banks in Cambodia (ABC) under the theme “Donate Blood, Save Life.”

APRIL

- ➔ KB PRASAC officially handed over a school building to Ou Teuk Thla Primary School in Teuk Thla village, Kraya commune, Santuk district, Kampong Thom province.



MAY

- ➔ KB PRASAC donated 100 million Riel to Cambodian Red Cross (CRC) in the celebration of the 161st Anniversary of World Red Cross and Red Crescent Day.
- ➔ NBC and KB PRASAC Bank's shareholder sign MoU for cross-border QR code payment between Cambodia and Korea.
- ➔ KB PRASAC co-sponsored Cybersecurity Day event, organized by Association of Banks in Cambodia (ABC).

JUNE

- ➔ KB PRASAC offered scholarship awards to 25 Cambodian children with heart disease at Hebron Medical Center.
- ➔ KB PRASAC promoted its financial products and services in the grand opening of emart24 BKK flagship store.
- ➔ KB PRASAC was awarded the prestigious "GOLD" Certificate of Tax Compliance by the General Department of Taxation (GDT) for the period of 2024 to 2025.

JULY

- ➔ KB PRASAC promoted its financial products and services at emart24 BKK flagship store.
- ➔ Management and staff of KB PRASAC Bank donated blood in the "Give Blood, Give Life" campaign, held at the headquarter of the Union of Youth Federations of Cambodia in Phnom Penh.
- ➔ KB PRASAC waived inward fee charges on all SWIFT transfers into customer's KB PRASAC account.
- ➔ KB PRASAC participated in NBC's programs on exchange old banknotes for free and promote the opening digital account and get cash in 19 provincials and capital.

- ➔ KB PRASAC promoted its financial products and services at emart24 Tuol Sleng.

AUGUST

- ➔ KB PRASAC celebrated the historic event of the groundbreaking ceremony of Funan Techo Canal.
- ➔ KB PRASAC offered special promotion on SWIFT transfers by providing free Cable Fee for Outward Telegraphic Transfers (OTT) and Free Inward Fee for Inward Telegraphic Transfers (ITT).
- ➔ KB PRASAC and Ministry of Labor and Vocational Training signed a Memorandum of Understanding (MoU) on the offer of unsecured loans to Ministry-recognized workers and trainees to work overseas.
- ➔ KB PRASAC participated in NBC's programs on exchange old banknotes for free and promote the opening digital account and get cash in 19 provincials and capital.
- ➔ KB PRASAC donated 200 million Riels to the "Foundation for Border Infrastructure Development" in response to a recent announcement by Samdech Prime Minister.

SEPTEMBER

- ➔ The Management of KB Financial Group paid a courtesy call on Senate President Samdech Techo Hun Sen in the Republic of Korea.
- ➔ KB PRASAC launched cross-border QR payment service, allowing customers to use KB PRASAC Mobile app to scan and pay at merchants that accept Thai QR with the PromptPay logo in Thailand easily free of charge.

OCTOBER

- ➔ KB PRASAC sponsored the "Safe Finance" project by supporting the publication of textbooks on strengthening safe finance in communities in the objective to increase financial literacy, rights, and consumer protection in Cambodia.

➔ KB PRASAC sponsored to the Cambodia Accounting Forum 2024, organized by the Accounting and Auditing Regulator, held at Koh Pich Convention and Exhibition Center.

➔ KB PRASAC participated in NBC's programs on exchange old banknotes for free and promote the opening digital account and get cash in 19 provincials and capital.

➔ KB PRASAC sponsored the National Career and Productivity Fair 2024 at Koh Pich Convention and Exhibition Center.

➔ KB PRASAC sponsored in ASEAN Savings Day event, under the theme, "The Importance of Saving Since Childhood."

NOVEMBER

➔ KB PRASAC offers special discount exchange rate 50% on spread at KB Kookmin Bank outlet at Incheon Airport.

➔ KB PRASAC sponsored Bankers' Cycling 2024 event of the Association of Banks in Cambodia's Sponsor, held at the historic site of Sambor Prei Kuk Temple, Kampong Thom province.

DECEMBER

➔ KB PRASAC launched its 46th library at Teuk Chor Primary School, located in Teuk village, Teuk Chor commune, Preah Netr Preah district, Banteay Meanchey province.

➔ KB PRASAC joined the SEA Festival, held in Kampot province.

➔ KB PRASAC participated in the Angkor Thanksgiving Festival in Siem Reap.

➔ KB PRASAC launched NSSF Enterprise Contribution Payment service via KB PRASAC Mobile app and KB PRASAC Corporate.

➔ KB PRASAC Bank celebrated the "Celebrating Cambodia" event, a grand parade, highlighted by colorful, vibrant and creative scenes that reflect the pride, solidarity and achievements of Cambodia



ENVIRONMENTAL, SOCIAL AND GOVERNANCE



Board of Director's Oversight

KB PRASAC Bank's Board of Directors approved the Environmental, Social and Governance policy, covering environmental and social risk management on lending and internal operations guided by the vision and mission of the bank.

Executive Management's Role

KB PRASAC Bank assigns an Environmental and Social Committee which consists of members from executive management and senior management to be responsible for managing Environmental and Social Risk.

Social Responsibility

KB PRASAC Bank acknowledges its role and responsibilities in the protection of employees, clients, and communities by following the performance standards below:

- KB PRASAC Bank treats staff fairly and responsibly.
- KB PRASAC Bank develops and offers products, services, and designs distribution channels that meet the clients'



needs. In addition, the bank treats clients responsibly for delivering products and services.

- KB PRASAC Bank concerns and takes action to avoid or minimize the impacts on health, safety, and working conditions, land acquisition, and involuntary resettlement of communities as well as indigenous people.

Environmental Responsibility

KB PRASAC Bank concerns the adverse impacts of its internal activities on the environment and the vulnerability to climate change related to the following issues:

- Biodiversity Conservation
- Resource Efficiency and Pollution Prevention
- Climate Change Mitigation and Adaptation

Environmental and Social Exclusion List

1. Production or activities involving hazardous labor, forced labor, or child labor.
2. Production or trade in weapons and munitions.
3. Gambling, casinos, pornography, and equivalent enterprises.
4. Trade in wildlife or wildlife products regulated under the laws.
5. Production or trade in radioactive materials excluding medical equipment, quality control (measurement) equipment, and any equipment where KB PRASAC Bank considers the radioactive source to be trivial and/or adequately shielded.
6. Production or trade in any product or activity deemed illegal under the laws or regulations of Cambodia or international conventions and agreements or international bans such as pesticides, ozone-depleting substance herbicides, products containing PCBs, wildlife products regulated under CITES.
7. Production or trade in products subject to international phase-outs or bans of which KB PRASAC Bank is aware officially.
8. Production or service that significantly impacts the environment subject to bans by Cambodian laws.
9. Activities deemed illegal under the laws or regulations of Cambodia or international conventions and agreements.
10. Production or trade in wood or other forestry products from unmanaged forests.
11. Production or trade in tobacco.
12. Production or trade in alcoholic beverages (excluding beer and wine).
13. Production or trade in or use of unbounded asbestos fibers. This does not apply to purchase and use of bonded asbestos cement sheeting where the asbestos content is less than 20%.
14. Commercial logging operations for use in primary tropical moist forest.
15. Production, trade, storage, or transport of significant volumes of hazardous chemicals or commercial scale usage of hazardous chemicals. Hazardous chemicals include gasoline, kerosene, and other petroleum products.
16. Production or trade in pharmaceuticals subject to international phase-outs or bans.
17. Drift net fishing in the marine environment using nets over 2.5 Km in length.
18. Production or activities that impinge on the lands owned or land acquisition or other property or claimed under adjudication, by indigenous or non-peoples, without full documented consent of such peoples.
19. Production or activities of disseminating anti-democratic or racial discrimination information.
20. Trans boundary trade in waste or waste products.
21. Support for new coal mining project or expansion of existing coal mining businesses.
22. Support for building of new coal power plants or expansion of existing coal power plants.

ESG Dashboards

INDICATORS	2020	2021	2022	2023	2024
Governance					
Number of Board Members	9	6	7	7	7
Number of Independent Directors	3	3	3	3	3
Audit Committee (% of Independent Director)	40%	75%	75%	75%	75%
Risk Committee (% of Independent Director)	33%	75%	75%	75%	75%
Remuneration and Nomination Committee (% of Independent)	20%	75%	75%	75%	75%
Number of Executive Management	7	5	8	10	10
Environmental, Social and Governance Policy	Environmental, Social and Governance Policy is in place				
Human Resources Management					
Total Staff	9,042	9,330	9,573	10,224	10,269
Number of Women Staff	1,842	1,948	2,037	2,325	2,439
Number of Management	308	322	312	338	351
Number of Management as Women	22	26	24	32	28
Number of Credit Officers	5,333	5,506	5,594	5,746	5,549
Number of Staff Trained	9,992	6,242	18,463	33,480	40,629
Benefits	Medical Program, Health and Accident Insurance, Maternity Benefit, NSSF, etc.				
Number of Staff Employed for ≥ 1 Year	8,004	8,269	8,643	9,179	9,568
Number of Staff Exits	1,444	875	806	789	762
Financial Inclusion					
Total Loan Portfolio (USD)	3,028,193,427	3,748,358,425	4,350,085,163	5,066,477,344	5,176,566,268
Group Loan Portfolio (USD)	377,042	178,644	101,891	44,292	0
Non-Income Generation Loan Portfolio (USD)	1,076,311,574	1,312,960,614	1,604,608,142	2,004,981,283	2,250,598,170
Educational Loan Portfolio (USD)	581,335	472,555	1,028,170	1,734,000	1,371,399
Home Improvement Portfolio (USD)	346,941,003	453,670,525	580,109,380	719,774,489	862,516,258
MSME Loan Portfolio (USD)	3,027,671,850	3,747,777,989	4,343,929,301	4,696,798,258	4,307,888,630
Deposit Balance (USD)	2,111,913,760	2,615,212,433	2,777,244,980	3,110,201,229	3,530,116,790
Total Number of Depositors	627,188	660,976	713,811	838,970	978,568
Total Number of Borrowers	442,833	465,149	502,094	548,810	575,951
Number of Borrowers as Women	348,435	362,630	389,769	422,527	441,746
Number of Borrowers in Rural Areas	397,547	419,339	455,099	496,978	521,297
Number of Individual Borrowers	441,836	464,681	501,846	548,701	575,951
Number of Borrowers as MSME	442,714	465,111	501,993	544,070	448,091
Number of New Borrowers	92,460	80,589	94,252	64,414	83,035
Number of Branch Offices	182	182	182	192	188
Number of Branch Offices in Rural Areas	134	134	132	135	135
Number of ATMs and CDMs	141	141	163	239	288
Number of KB PRASAC Mobile Users	31,139	56,723	168,791	459,388	562,439

Social Responsibility to Clients

Customer Centric	Comply with Cambodia's BFI Code of Conduct, Universal Standards for Social and Environmental Performance Management, and Client Protection Standards				
Expense for Calamity Program (USD)	6,349	5,457	5,574	5,696	3,749
Total Number of Complaints Received	461	479	612	694	2,171
Percentage of Client Complaints Resolved	93%	98%	99%	100%	100%
Client Retention Rate	86.91%	87.79%	89.76%	96.88%	91.15%

Social Responsibility to Communities

Library Project (Building)	41	42	44	45	46
Number of Library Users as Students	141,005	141,265	170,787	171,102	171,385
Total Expense for Social Activities (USD)	707,271	213,285	319,110	786,369	140,104

Environmental Responsibility

Fuel Consumption (USD/FTE)	422	412	457	483	495
Electricity Consumption (USD/FTE)	137	122	126	138	171
Amount of Green Loans Disbursement (USD)	Not Measured	51,809,860	1,224,944	42,077,134	51,961,558
Number of Green Loans Disbursement	Not Measured	4,944	325	2,192	2,413
Loan Outstanding in Exclusion Area	0.0%	0.0%	0.0%	0.0%	0.0%
Loan Outstanding in ADB Financing Exclusion	n/a	n/a	n/a	0.0%	0.0%
Loan Outstanding in Standard E&S Risk Categorization	69.1%	77.1%	59.1%	28.6%	36.2%
Loan Outstanding in Low E&S Risk Categorization	27.6%	20.9%	38.8%	70.1%	63.3%
Loan Outstanding in Moderate E&S Risk Categorization	3.2%	2.0%	2.1%	1.3%	0.5%
Loan Outstanding in High E&S Risk Categorization	0.0%	0.0%	0.0%	0.0%	0.0%



Financial Context

INDICATORS	2020	2021	2022	2023	2024
Total Assets	3,616,326,545	4,320,518,149	4,799,016,850	5,664,296,715	5,642,456,751
Return on Assets	3.24%	3.92%	3.98%	1.66%	1.69%
Return on Equity	23.43%	26.07%	23.70%	9.10%	8.69%
Operating Expense Ratio (as a % of assets)	2.71%	2.70%	2.63%	2.26%	2.32%
Financial Expense Ratio (as a % of assets)	5.88%	5.26%	5.38%	6.15%	5.97%
Operational Self-Sufficiency	143.16%	158.66%	159.50%	119.14%	119.49%
Yield on Portfolio	15.96%	15.32%	14.97%	14.13%	13.69%
Write-Offs During the Period	0.00%	0.22%	0.49%	0.49%	0.69%
Loan Loss Expense Ratio	0.70%	0.37%	0.42%	2.35%	2.14%

KB PRASAC's Client Household Income

Annual Household Income *	2021	2022	2023	2024*
Low Income (less than USD 4,670)	0.52%	4.95%	7.81%	23.24%
Lower-Middle Income (USD 4,670 to less than USD18,301)	33.85%	52.60%	55.47%	58.75%
Upper-Middle Income (USD 18,301 to less than USD 56,786)	41.67%	28.39%	24.48%	13.57%
High-Income (From USD 56,786)	23.96%	14.06%	12.24%	4.44%

* Complied with the World Bank Country Classifications by Income Level: Fiscal Year 2024



Corporate Social Responsibility

Emergency Relief Program

The emergency relief program is a non-financial product that the Bank offers to clients to assist them in coping with calamities, particularly disasters related to climate change. As of year-end 2024, a total of USD 55,681 in emergency relief had been provided to clients affected by storms, floods, fires, and other incidents.

Library and School Project



47 Libraries & schools



447,106 Total population



USD 1,842,941 14-year project investment



14 Provinces



108,992 Households



171,501 Number users as students

Other Social Activities

- Co-funded for financial education programmes in public schools.
- Funded for training for women entrepreneurs.
- Co-funded for promoting Khmer riel.
- Sponsored funds and materials for the school and students.
- Sponsored the study tour of Cambodian public schools' pupils at SOSORO Museum.
- Funded to Cambodian Red Cross (CRC) under the framework of volunteering and humanitarian activity.
- Sponsored the Cybersecurity Day, organized by ABC.
- Supported surgery for children with heart disease in Cambodia.
- Co-funded for the foundation for border infrastructure development.
- Co-sponsored the Cambodia Banking Conference, organized by ABC.
- Co-funded for the community safe finance project.

INTERNAL CONTROL

Internal control is fundamental to successful day-to-day operations. It assists the institution in achieving its business objectives. Weak or ineffective internal control has caused losses in many financial institutions.

The Internal control system is a series of actual processes, rather than a physical structure, and it is actively implemented across the company wide. Various policies and procedures aiming to ensure the effectiveness of risk management and internal control system have been already officially approved by the Board of Directors.

The Risk Management Division and the Compliance Department which are the second line of defense of the risk management and internal control framework have been already separately established and placed under the Board Risk Management Committee which is chaired by an independent board member in order to ensure the independence of those functions.

On top of this, the Anti-Money Laundering System and the MIS- Internal Control System were successfully equipped and applied in production since January 2024 as additional enhancement of the effectiveness of KB PRASAC's internal control system.

The Internal Audit Department which is the third line of defense of the risk management and internal control framework of the company has been also established since 2001 with clear roles and responsibilities for providing independent appraisals on the adequacy, efficiency and effectiveness of the internal control systems implemented by management. The department is placed under the Board Audit Committee which is also chaired by another independent member of the board. The internal audit department complies with National Bank of Cambodia's Prakas on "the internal control of bank and financial institutions" regarding the organization of internal audits, the objectives of the internal audit function, audit resources, methodologies,

and procedures. In addition, the department conducts audits in accordance with the International Standards for the Professional Practice of Internal Auditing.

A proper segregation of duties and conflict of interest framework has been designed and applied to every part of organization's activities, especially in business division which is the first line of defense of the risk management and internal control framework. Policies and procedures are embedded in the internal control system to prevent risks. Every staff member takes responsibility to obey and apply the internal control policies and procedures. At the same time, they must communicate upwards about any problems of non-compliance or policy violations. All employees have the responsibility for managing KB PRASAC's risks. Executive Management, Department Managers, Regional Managers, Branch Managers and all staff implement internal controls and manage risks occurring during day-to-day operations.

At the end of 2024, Internal Audit Department has 129 professional staff, 112 of whom are in regional/branch offices. The department may rotate work locations of regional audit staff anytime if the manager of internal audit department is concerned about the effectiveness of audit work and/or a conflict of interest. Regional Auditors regularly review the quality of loan portfolios, cash management, quality of customer services, fund transfers, saving account opening, saving deposit and withdrawal transactions, branch AML and CFT, and the general expenses of the branches.

In 2024, we completed 1,593 assignments covering audits of all key operations and investigations into specific areas. Regional Auditors have conducted client home visits for 95,111 accounts, equal to 14.76% of total loan accounts, to assess the quality of outstanding loans, to confirm loan outstanding balance and to verify that loan disbursement complies with the prescribed policies, Client Protection Standard's and Universal Standards for Social and Environmental Performance Management.



NSSF Enterprise

Contribution Payment

via



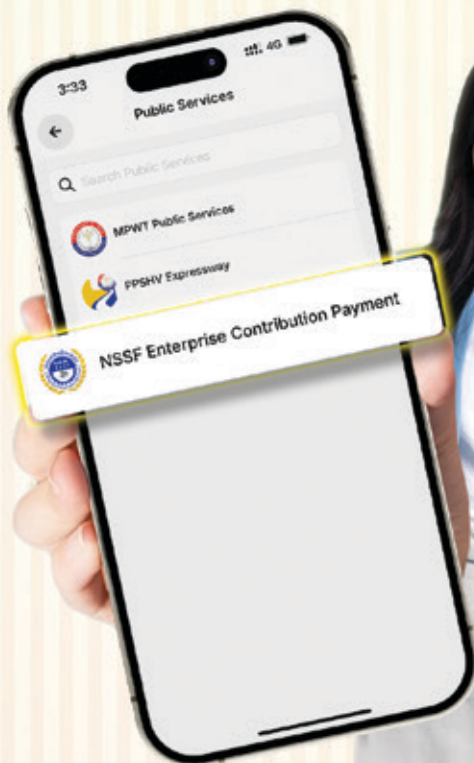
KB PRASAC Corporate



KB PRASAC Mobile



Office Counter



NSSF Service



Receives the Certificate of Tax Compliance
Type "GOLD" for 2024 - 2025 from the
General Department of Taxation



**FINANCIAL STATEMENTS OF
KB PRASAC BANK PLC.
FOR THE YEAR ENDED 31 DECEMBER 2024**

KB PRASAC BANK PLC.

FINANCIAL STATEMENTS

FOR THE YEAR ENDED 31 DECEMBER 2024

CONTENTS	Pages
Directors' report	1 - 3
Independent auditor's report	4 - 6
Financial statements:	
Statement of financial position	7
Statement of profit or loss and other comprehensive income	8
Statement of changes in equity	9
Statement of cash flows	10
Notes to the financial statements	11 - 78

DIRECTORS' REPORT

The Board of Directors (the Directors) hereby submits their report and the audited financial statements of KB PRASAC BANK Plc. for the year ended 31 December 2024.

KB PRASAC BANK PLC.

KB PRASAC Bank Plc. is a wholly owned subsidiary of Kookmin Bank Co., Ltd., domiciled in Republic of Korea.

Per letter No. B7.023.1125 Chhor.Tor, dated 16 June 2023, KB PRASAC Bank Plc. (the Bank), received approval from the National Bank of Cambodia on the merger between PRASAC Microfinance Institution Plc. and Kookmin Bank Cambodia Plc.

KB PRASAC Bank Plc. (the Bank) received the notification letter No. 1207 Por.Nor Chor Bor Po dated 4 August 2023 from the Ministry of Commerce for the approved registration after merger.

PRINCIPAL ACTIVITIES

The principal activity of the Bank is to provide sustainable access to financial services to communities, and micro, small and medium enterprises of Cambodia through its head office in Phnom Penh and various branches in Phnom Penh and provinces in the Kingdom of Cambodia.

RESULTS OF OPERATION

The results of financial performance for the year ended 31 December 2024 are set out in the statement of profit or loss and other comprehensive income on page 8.

SHARE CAPITAL

There were no changes in the registered and paid-up share capital of the Bank during the year.

BAD AND DOUBTFUL LOANS AND ADVANCES

Before the financial statements of the Bank were drawn up, the Directors took reasonable steps to ascertain that action had been taken in relation to the writing off of bad loans and advances or making of allowance for impairment losses, and satisfied themselves that all known bad loans and advances had been written off and that adequate loss allowance has been made for bad and doubtful loans and advances.

At the date of this report and based on the best of knowledge, the Directors are not aware of any circumstances which would render the amount written off for bad loans and advances or the amount of the allowance for impairment losses in the financial statements of the Bank inadequate to any material extent.

ASSETS

Before the financial statements of the Bank were prepared, the Directors took reasonable steps to ensure that any assets which were unlikely to be realised in the ordinary course of business, at their value as shown in the accounting records of the Bank, have been written down to an amount which they might be expected to realise.

At the date of this report and based on the best of knowledge, the Directors are not aware of any circumstances which would render the values attributed to the assets in the financial statements of the Bank misleading in any material respect.

CONTINGENT AND OTHER LIABILITIES

At the date of this report, there is:

- (a) no charge on the assets of the Bank which has arisen since the end of the financial year which secures the liabilities of any other person, or
- (b) no contingent liability in respect of the Bank that has arisen since the end of the financial period other than in the ordinary course of banking business.

No contingent or other liability of the Bank has become enforceable or is likely to become enforceable within the period of twelve months after the end of the financial year which, in the opinion of the Directors, will or may substantially affect the ability of the Bank to meet its obligations as and when they fall due.

CHANGE OF CIRCUMSTANCES

At the date of this report, the Directors are not aware of any circumstances, not otherwise dealt with in this report or the financial statements of the Bank, which would render any amount stated in the financial statements misleading.

ITEMS OF UNUSUAL NATURE

The financial performance of the Bank for the financial year was not, in the opinion of the Directors, substantially affected by any item, transaction or event of a material and unusual nature. There has not arisen in the interval between the end of the financial year and the date of this report any item, transaction or event of a material and unusual nature likely, in the opinion of the Directors, to affect substantially the financial performance of the Bank for the current financial year in which this report is made.

THE BOARD OF DIRECTORS

The members of the Board of Directors holding office during the year and as at the date of this report are:

- | | | |
|-----|---------------------|--|
| 1. | Mr. KANG Nam Che | Chairman (appointed on 13 September 2024) |
| 2. | Mr. JUN Kwi Sang | Chairman (resigned on 13 September 2024) |
| 3. | Mr. CHUNG Hui Tae | Director (resigned on 13 September 2024) |
| 4. | Mr. KIM Hyeun Jong | Director (appointed on 13 September 2024 and resigned on 26 February 2025) |
| 5. | Mr. KIM Hyun Rae | Director (appointed on 26 February 2025) |
| 6. | Mr. OUM Sam Oeun | Director |
| 7. | Mr. CHOI Dong Hyun | Director |
| 8. | Mr. LEE Kyung Cheon | Independent Director |
| 9. | Mr. PAK Jaehong | Independent Director |
| 10. | Mr. CHAN Sophal | Independent Director |

DIRECTORS' RESPONSIBILITY IN RESPECT OF THE FINANCIAL STATEMENTS

The Directors are responsible for ascertaining that the financial statements present fairly, in all material respects, the financial position of the Bank as at 31 December 2024 and of its financial performance and its cash flows for the year then ended in accordance with the Cambodian International Financial Reporting Standards (CIFRS).

In preparing these financial statements, the Directors are required to:

- i) adopt appropriate accounting policies which are supported by reasonable and prudent judgments and estimates and then apply them consistently;
- ii) comply with the disclosure requirements of CIFRS or, if there have been any departures in the interest of fair presentation, these have been appropriately disclosed, explained and quantified in the financial statements;
- iii) maintain adequate accounting records and an effective system of internal controls;
- iv) prepare the financial statements on the going concern basis unless it is inappropriate to assume that the Bank will continue operations in the foreseeable future; and
- v) effectively control and direct the Bank in all material decisions affecting its operations and performance and ascertain that such have been properly reflected in the financial statements.

The Directors confirm that the Bank have complied with the above requirements in preparing the financial statements.

APPROVAL OF THE FINANCIAL STATEMENTS

The accompanying financial statements, together with the notes thereto, which present fairly, in all material respects, the financial position of the Bank as at 31 December 2024 and the financial performance and cash flows of the Bank for the year then ended in accordance with the Cambodian International Financial Reporting Standards, were approved by the Board of Directors.

Signed in accordance with an approval of the Board of Directors.



Mr. KANG Nam Che
Chairman



Phnom Penh, Kingdom of Cambodia

28 MAR 2025



Independent auditor's report

To the Shareholder of the KB PRASAC Bank Plc.

Our opinion

In our opinion, the financial statements present fairly, in all material respects, the financial position of KB PRASAC Bank Plc. (the Bank) as at 31 December 2024, and its financial performance and its cash flows for the year then ended in accordance with Cambodian International Financial Reporting Standards (CIFRS).

What we have audited

The Bank's financial statements comprise:

- the statement of financial position as at 31 December 2024;
- the statement of profit or loss and other comprehensive income for the year then ended;
- the statement of changes in equity for the year then ended;
- the statement of cash flows for the year ended; and
- the notes to the financial statements, which include material accounting policy information and other explanatory information.

Basis for opinion

We conducted our audit in accordance with Cambodian International Standards on Auditing (CISAs). Our responsibilities under those standards are further described in the *Auditor's responsibilities for the audit of the financial statements* section of our report.

We believe that the audit evidence we have obtained is sufficient and appropriate to provide a basis for our opinion.

Independence

We are independent of the Bank in accordance with the International Code of Ethics for Professional Accountants (including International Independence Standards) issued by the International Ethics Standards Board for Accountants (IESBA Code) and the ethical requirements of the Kampuchea Institute of Certified Public Accountants and Auditors' Code of Ethics for Certified Public Accountants and Auditors (KICPAA Code) that are relevant to our audit of the financial statements in Cambodia. We have fulfilled our other ethical responsibilities in accordance with the IESBA Code and the ethical requirements of the KICPAA Code.



Other information

Management is responsible for the other information. The other information obtained at the date of this auditor's report is information included in the director's report and the supplementary financial information required by the National Bank of Cambodia but does not include the financial statements and our auditor's report thereon.

Our opinion on the financial statements does not cover the other information and we do not express any form of assurance conclusion thereon.

In connection with our audit of the financial statements, our responsibility is to read the other information and, in doing so, consider whether the other information is materially inconsistent with the financial statements or our knowledge obtained in the audit, or otherwise appears to be materially misstated.

If, based on the work we have performed on the other information obtained prior to the date of this auditor's report, we conclude that there is a material misstatement of this other information, we are required to report that fact. We have nothing to report in this regard.

Responsibilities of management and those charged with governance for the financial statements

Management is responsible for the preparation and fair presentation of the financial statements in accordance with CIFRS, and for such internal control as management determines is necessary to enable the preparation of financial statements that are free from material misstatement, whether due to fraud or error.

In preparing the financial statements, management is responsible for assessing the Bank's ability to continue as a going concern, disclosing, as applicable, matters related to going concern and using the going concern basis of accounting unless management either intends to liquidate the Bank or to cease operations, or has no realistic alternative but to do so.

Those charged with governance are responsible for overseeing the Bank's financial reporting process.

Auditor's responsibilities for the audit of the financial statements

Our objectives are to obtain reasonable assurance about whether the financial statements as a whole are free from material misstatement, whether due to fraud or error, and to issue an auditor's report that includes our opinion. Reasonable assurance is a high level of assurance but is not a guarantee that an audit conducted in accordance with CISA's will always detect a material misstatement when it exists. Misstatements can arise from fraud or error and are considered material if, individually or in the aggregate, they could reasonably be expected to influence the economic decisions of users taken on the basis of these financial statements.



As part of an audit in accordance with CISAs, we exercise professional judgment and maintain professional scepticism throughout the audit. We also:

- Identify and assess the risks of material misstatement of the financial statements, whether due to fraud or error, design and perform audit procedures responsive to those risks, and obtain audit evidence that is sufficient and appropriate to provide a basis for our opinion. The risk of not detecting a material misstatement resulting from fraud is higher than for one resulting from error, as fraud may involve collusion, forgery, intentional omissions, misrepresentations, or the override of internal control.
- Obtain an understanding of internal control relevant to the audit in order to design audit procedures that are appropriate in the circumstances, but not for the purpose of expressing an opinion on the effectiveness of the Bank's internal control.
- Evaluate the appropriateness of accounting policies used and the reasonableness of accounting estimates and related disclosures made by management.
- Conclude on the appropriateness of management's use of the going concern basis of accounting and, based on the audit evidence obtained, whether a material uncertainty exists related to events or conditions that may cast significant doubt on the Bank's ability to continue as a going concern. If we conclude that a material uncertainty exists, we are required to draw attention in our auditor's report to the related disclosures in the financial statements or, if such disclosures are inadequate, to modify our opinion. Our conclusions are based on the audit evidence obtained up to the date of our auditor's report. However, future events or conditions may cause the Bank to cease to continue as a going concern.
- Evaluate the overall presentation, structure and content of the financial statements, including the disclosures, and whether the financial statements represent the underlying transactions and events in a manner that achieves fair presentation.

We communicate with those charged with governance regarding, among other matters, the planned scope and timing of the audit and significant audit findings, including any significant deficiencies in internal control that we identify during our audit.

For PricewaterhouseCoopers (Cambodia) Ltd.


By Kuy Lim
Partner



Phnom Penh, Kingdom of Cambodia
28 March 2025

KB PRASAC BANK PLC.
**STATEMENT OF FINANCIAL POSITION
AS AT 31 DECEMBER 2024**

		31 December 2024		31 December 2023	
	Notes	US\$	KHR'000	US\$	KHR'000
ASSETS					
Cash on hand	4	101,026,944	406,633,450	114,593,282	468,113,557
Deposits and placements with the National Bank of Cambodia	5	443,674,473	1,785,789,754	545,984,865	2,230,348,174
Deposits and placements with other banks	6	92,789,111	373,476,172	17,826,886	72,822,829
Loans and advances to customers	7	4,925,632,585	19,825,671,154	4,906,047,296	20,041,203,204
Financial assets at FVOCI		53,755	216,364	53,755	219,589
Property and equipment	8	12,306,655	49,534,286	13,823,702	56,469,823
Right-of-use assets	9	20,290,016	81,667,314	19,562,109	79,911,215
Intangible assets	10	30,802,155	123,978,674	16,480,293	67,321,997
Deferred tax assets	11	10,870,379	43,753,275	21,708,495	88,679,202
Other assets	12	5,010,678	20,167,979	8,216,032	33,562,491
TOTAL ASSETS		5,642,456,751	22,710,888,422	5,664,296,715	23,138,652,081
LIABILITIES AND EQUITY					
LIABILITIES					
Deposits from banks and other financial institutions	13	107,078,670	430,991,647	109,827,245	448,644,296
Deposits from customers	14	3,423,038,120	13,777,728,433	3,000,373,984	12,256,527,725
Borrowings	15	892,314,903	3,591,567,485	1,394,794,360	5,697,734,961
Lease liabilities	9	20,505,975	82,536,549	19,922,591	81,383,784
Income tax payable	16	6,640,722	26,728,906	22,538,754	92,070,810
Provision for employee benefits	17	519,296	2,090,166	411,731	1,681,921
Other liabilities	18	11,627,569	46,800,965	10,871,604	44,410,502
Subordinated debts	19	30,214,653	121,613,978	50,804,364	207,535,827
TOTAL LIABILITIES		4,491,939,908	18,080,058,129	4,609,544,633	18,829,989,826
EQUITY					
Share capital	20	600,000,000	2,400,000,000	600,000,000	2,400,000,000
Reserve	21	91,944,796	367,779,184	91,944,796	367,779,184
Retained earnings		415,919,042	1,728,643,377	358,260,660	1,492,163,210
Regulatory reserve	22	42,653,005	171,446,292	4,546,626	18,068,117
Currency translation difference		-	(37,038,560)	-	30,651,744
TOTAL SHAREHOLDERS' EQUITY		1,150,516,843	4,630,830,293	1,054,752,082	4,308,662,255
TOTAL LIABILITIES AND EQUITY		5,642,456,751	22,710,888,422	5,664,296,715	23,138,652,081

The accompanying notes on pages 11 to 78 form an integral part of these financial statements.

KB PRASAC BANK PLC.
**STATEMENT OF PROFIT OR LOSS AND OTHER COMPREHENSIVE INCOME
FOR THE YEAR ENDED 31 DECEMBER 2024**

	Notes	For the year ended 31 December 2024		For the year ended 31 December 2023	
		US\$	KHR'000	US\$	KHR'000
Interest income	23	704,793,061	2,869,212,551	667,712,623	2,744,298,881
Interest expense	23	(334,231,152)	(1,360,655,020)	(319,087,361)	(1,311,449,054)
Net interest income		<u>370,561,909</u>	<u>1,508,557,531</u>	<u>348,625,262</u>	<u>1,432,849,827</u>
Fee and commission income	24	1,792,691	7,298,045	1,824,999	7,500,746
Fee and commission expense	24	(3,340,426)	(13,598,874)	(2,674,733)	(10,993,153)
Net fee and commission income		<u>(1,547,735)</u>	<u>(6,300,829)</u>	<u>(849,734)</u>	<u>(3,492,407)</u>
Other income		218,743	890,503	330,693	1,359,147
Net foreign exchange gains		4,826,322	19,647,957	2,451,712	10,076,537
Total other operating income		<u>374,059,239</u>	<u>1,522,795,162</u>	<u>350,557,933</u>	<u>1,440,793,104</u>
Credit impairment losses	25	(122,672,123)	(499,398,213)	(123,102,868)	(505,952,787)
Net other operating income		<u>251,387,116</u>	<u>1,023,396,949</u>	<u>227,455,065</u>	<u>934,840,317</u>
Personnel expenses	26	(95,136,271)	(387,299,759)	(86,743,642)	(356,516,369)
Depreciation and amortisation charges	27	(12,788,469)	(52,061,857)	(7,696,640)	(31,633,190)
Other operating expenses	28	(23,421,192)	(95,347,673)	(23,673,806)	(97,299,343)
Profit before income tax		<u>120,041,184</u>	<u>488,687,660</u>	<u>109,340,977</u>	<u>449,391,415</u>
Income tax expense	29(a)	(24,276,423)	(98,829,318)	(22,420,393)	(92,147,815)
Profit for the year		<u>95,764,761</u>	<u>389,858,342</u>	<u>86,920,584</u>	<u>357,243,600</u>
Other comprehensive income: <i>Items that will not be reclassified to profit or loss</i>					
Currency translation differences		-	(67,690,304)	-	(20,014,226)
Other comprehensive loss for the year, net of tax		-	(67,690,304)	-	(20,014,226)
Total comprehensive income for the year		<u>95,764,761</u>	<u>322,168,038</u>	<u>86,920,584</u>	<u>337,229,374</u>
Profit attributable to:					
Owners of the Bank		<u>95,764,761</u>	<u>389,858,342</u>	<u>86,920,584</u>	<u>357,243,600</u>
Total comprehensive income attributable to:					
Owners of the Bank		<u>95,764,761</u>	<u>322,168,038</u>	<u>86,920,584</u>	<u>337,229,374</u>

The accompanying notes on pages 11 to 78 form an integral part of these financial statements.

KB PRASAC BANK PLC.

**STATEMENT OF CHANGES IN EQUITY
FOR THE YEAR ENDED 31 DECEMBER 2024**

	Attributable to owners of the Bank									
	Share capital		Reserves		Retained earnings		Regulatory reserves		Currency translation difference	
	US\$	KHR'000	US\$	KHR'000	US\$	KHR'000	US\$	KHR'000	US\$	KHR'000
Balance at 1 January 2023	400,000,000	1,600,000,000	-	-	423,741,506	1,742,202,594	31,872,927	129,696,057	-	50,665,970
Profit for the year	-	-	-	-	86,920,584	357,243,600	-	-	-	86,920,584
Transfer from regulatory reserve	-	-	-	-	27,326,301	111,627,940	(27,326,301)	(111,627,940)	-	-
Other comprehensive loss – currency translation differences	-	-	-	-	-	-	-	-	(20,014,226)	(20,014,226)
Total comprehensive income for the year	400,000,000	1,600,000,000	-	-	537,988,391	2,211,074,134	4,546,626	18,068,117	-	942,535,017
Transactions with owners in their capacity as owners:										
Merger with Kookmin Bank Cambodia Plc.	20,272,269	81,089,076	91,944,796	367,779,184	-	-	-	-	-	112,217,065
Capitalization of retained earnings	179,727,731	718,910,924	-	-	(179,727,731)	(718,910,924)	-	-	-	-
Total transactions with owners	200,000,000	800,000,000	91,944,796	367,779,184	(179,727,731)	(718,910,924)	-	-	-	112,217,065
Balance at 31 December 2023	600,000,000	2,400,000,000	91,944,796	367,779,184	358,260,660	1,492,163,210	4,546,626	18,068,117	-	1,054,752,082
Balance at 1 January 2024	600,000,000	2,400,000,000	91,944,796	367,779,184	358,260,660	1,492,163,210	4,546,626	18,068,117	-	1,054,752,082
Profit for the year	-	-	-	-	95,764,761	389,858,342	-	-	-	95,764,761
Transfer to regulatory reserve	-	-	-	-	(38,106,379)	(153,378,175)	38,106,379	153,378,175	-	-
Other comprehensive loss – currency translation differences	-	-	-	-	-	-	-	-	-	-
Total comprehensive income for the year	-	-	-	-	-	-	-	-	(67,690,304)	(67,690,304)
Transactions with owners in their capacity as owners:										
Total transactions with owners	600,000,000	2,400,000,000	91,944,796	367,779,184	415,919,042	1,728,643,377	42,653,005	171,446,292	-	1,150,516,843
Balance at 31 December 2024	600,000,000	2,400,000,000	91,944,796	367,779,184	415,919,042	1,728,643,377	42,653,005	171,446,292	-	1,150,516,843

The accompanying notes on pages 11 to 78 form an integral part of these financial statements.

KB PRASAC BANK PLC.
**STATEMENT OF CASH FLOWS
FOR THE YEAR ENDED 31 DECEMBER 2024**

Notes	For the year ended 31 December 2024		For the year ended 31 December 2023	
	US\$	KHR'000	US\$	KHR'000
Cash flows from operating activities				
Cash generated from/ (used in) operations	31(a)	257,894,954	1,049,890,359	(304,664,103) (1,252,169,464)
Interest received		699,960,001	2,849,537,164	659,728,719 2,711,485,035
Interest paid		(328,955,597)	(1,339,178,235)	(285,991,632) (1,175,425,608)
Income tax paid	16	(29,336,339)	(119,428,236)	(47,241,948) (194,164,406)
Employee benefits paid		(4,361,436)	(17,755,406)	(4,825,789) (19,833,993)
Net cash generated from operating activities		595,201,583	2,423,065,646	17,005,247 69,891,564
Cash flows from investing activities				
Purchases of property and equipment	8	(3,658,898)	(14,895,374)	(10,594,631) (43,543,933)
Purchases of intangible assets	10	(16,178,008)	(65,860,671)	(15,557,472) (63,941,210)
Proceeds from disposals of property and equipment		(26,492)	(107,849)	- -
Investment in NCD		(8,805,374)	(35,846,678)	(5,521,662) (22,694,031)
Collections from investment in NCD		5,650,829	23,004,525	545,316 2,241,249
Capital guarantee deposits		7,500,000	30,532,500	(27,500,000) (113,025,000)
Net cash used in investing activities		(15,517,943)	(63,173,547)	(58,628,449) (240,962,925)
Cash flows from financing activities				
Proceeds from borrowings	15	427,683,307	1,741,098,743	781,383,461 3,211,486,025
Repayments of borrowings		(932,267,751)	(3,795,262,014)	(716,956,103) (2,946,689,583)
Repayments of subordinated debts	19	(20,500,000)	(83,455,500)	(38,500,000) (158,235,000)
Repayments of bond payable		-	-	(30,911,300) (127,045,443)
Principal element of lease payments		(7,040,677)	(28,662,596)	(6,126,540) (25,180,079)
Net cash used in from financing activities		(532,125,121)	(2,166,281,367)	(11,110,482) (45,664,080)
Net increase/(decrease) in cash and cash equivalents		47,558,519	193,610,732	(52,733,684) (216,735,441)
Cash and cash equivalents at beginning of year		225,946,587	922,991,808	198,393,513 810,437,501
Cash and cash equivalents from legal merger with Kookmin Bank Cambodia plc.		-	-	80,286,758 329,978,575
Currency translation differences		-	(15,744,488)	- (688,827)
Cash and cash equivalents at end of year	30	273,505,106	1,100,858,052	225,946,587 922,991,808

Non-cash financing activities disclosed in other notes are:

- acquisition of right-of-use assets – Note 9

The accompanying notes on pages 11 to 78 form an integral part of these financial statements.

KB PRASAC BANK PLC.

NOTES TO THE FINANCIAL STATEMENTS FOR THE YEAR ENDED 31 DECEMBER 2024

1. GENERAL

KB PRASAC Bank Plc.. (the Bank), a licensed commercial bank, incorporated in the Kingdom of Cambodia. The Bank registered with the Ministry of Commerce (MoC) as a public limited company under the registration number 00001157, dated 19 September 2011. The Bank's registered office is at Building No.212, Street 271, Sangkat Tuol Tumpung 2, Khan Chamkarmon, Phnom Penh, the Kingdom of Cambodia.

Per letter No. B7.023.1125 Chhor.Tor, dated 16 June 2023, KB PRASAC Bank Plc. (the Bank), received approval from the National Bank of Cambodia on the merger between PRASAC Microfinance Institution Plc. and Kookmin Bank Cambodia Plc.

KB PRASAC Bank Plc. (the Bank) received the notification letter No. 1207 Por.Nor Chor Bor Po dated 4 August 2023 from the Ministry of Commerce for the approved registration after merger.

The Bank is a wholly owned subsidiary of Kookmin Bank Co., Ltd. (KB), domiciled in Republic of Korea.

The principal activity of the Bank is to provide sustainable access to financial services to communities, and micro, small and medium enterprises of Cambodia through its head office in Phnom Penh and various branches in Phnom Penh and provinces in the Kingdom of Cambodia.

The financial statements were authorised and approved for issue by the Board of Directors on 28 March 2025.

2. SUMMARY OF MATERIAL ACCOUNTING POLICIES

This note provides a list of potentially material accounting policies adopted in the preparation of the financial statements are set out below. These policies have been consistently applied to all the years presented, unless otherwise stated.

2.1 Basis of preparation

The financial statements are prepared in accordance with Cambodian International Financial Reporting Standards (CIFRS).

The financial statements have been prepared under the historical cost convention except for financial assets of equity instrument that measured at fair value.

The Bank discloses the amount for each asset and liability that expected to be recovered or settled no more than 12 months after the reporting period as current, and more than 12 months after the reporting period as non-current.

The preparation of the financial statements in conformity with CIFRS requires the use of certain critical accounting estimates. It also requires management to exercise its judgement in the process of applying the accounting policies. The areas involving a higher degree of judgement or complexity, or areas where assumptions and estimates are significant to the financial statements are disclosed in Note 3.

An English version of the financial statements have been prepared from the financial statements that are in the Khmer language. In the event of a conflict or a difference in interpretation between the two languages, the Khmer language financial statements shall prevail.

KB PRASAC BANK PLC.

**NOTES TO THE FINANCIAL STATEMENTS
FOR THE YEAR ENDED 31 DECEMBER 2024**

2. SUMMARY OF MATERIAL ACCOUNTING POLICIES (continued)

2.2 New and amended accounting standards and interpretations

(a) New and amended accounting standards and interpretations adopted

The Bank have applied the following standards and amendments for the first time for their annual reporting period commencing on 1 January 2024:

- Classification of Liabilities as Current or Non-current and Non-current liabilities with covenants – Amendments to CIAS 1;
- Lease Liability in Sale and Leaseback – Amendments to CIFRS 16; and
- Supplier Finance Arrangements – Amendments to CIAS 7 and CIFRS 7.

The amendments listed above did not have any impact on the amounts of recognised in prior periods and are not expected to significantly affect the current or future periods.

(b) New standards and interpretations not yet adopted

Certain new accounting standards and interpretations have been published that are not mandatory for 31 December 2024 reporting period and have not been early adopted by the Bank.

- Amendments to the Classification and Measurement of Financial Instruments – Amendments to CIFRS 9 and CIFRS 7
- CIFRS 19, Subsidiaries without Public Accountability: Disclosures

The standards and amendments above are not expected to have a material impact on the entity in the current or future reporting periods and on foreseeable future transactions except:

- Presentation and Disclosure in Financial Statements – CIFRS 18

CIFRS 18 will replace CIAS 1 Presentation of financial statements, introducing new requirements that will help to achieve comparability of the financial performance of similar entities and provide more relevant information and transparency to users. Even though CIFRS 18 will not impact the recognition or measurement of items in the financial statements, its impacts on presentation and disclosure are expected to be pervasive, in particular those related to the statement of financial performance and providing management-defined performance measures within the financial statements.

Management is currently assessing the detailed implications of applying the new standard on the Bank's financial statements.

The Bank will apply the new standard from its mandatory effective date of 1 January 2027. Retrospective application is required, and so the comparative information for the financial year ending 31 December 2026 will be restated in accordance with CIFRS 18.

2.3 Principles of business combination under common control

Under predecessor accounting for the merger, the Bank receives a transfer of assets and liabilities (net assets) from another entity (acquiree) under common control and initially recognises the assets and liabilities transferred at their carrying amounts in the accounts of the acquiree at the date of transfer. No assets or liabilities are restated to their fair value at the date of transfer.

Where there is no goodwill previously recognised at the highest entity that has common control, no goodwill is recorded for the merger. Any difference between the cost of the transaction and the carrying value of the net assets is recorded in a reserve within equity.

The Bank decides to choose prospective approach, the statement of profit or loss and other comprehensive income does not reflect the acquiree's results for the period before the date of transfer. The corresponding amounts for the previous year are then not restated.

KB PRASAC BANK PLC.

**NOTES TO THE FINANCIAL STATEMENTS
FOR THE YEAR ENDED 31 DECEMBER 2024**

2. SUMMARY OF MATERIAL ACCOUNTING POLICIES (continued)

2.4 Foreign currency translation

(i) Functional and presentation currency

Items included in the financial statements of the Bank are measured using the currency of the primary economic environment in which the Bank operates (the functional currency). The functional currency is the US\$ because of the significant influence of the US\$ on its operations. The financial statements are presented in United States dollars (US\$) which is the Bank's functional and presentation currency.

(ii) Transactions and balances

Foreign currency transactions are translated into the functional currency using the exchange rates prevailing at the dates of transactions. Foreign exchange gains and losses resulting from the settlement of such transactions and from the translation at year-end exchange rates of monetary assets and liabilities denominated in currencies other than US\$ are recognised in profit or loss.

Foreign exchange gains and losses are presented in the statement of profit or loss on a net basis.

(iii) Presentation in Khmer Riel

In compliance with the Law on Accounting and Auditing, the financial statements shall be expressed in Khmer Riel (KHR). The statement of profit or loss and other comprehensive income and the statement of cash flows are translated into KHR using the average exchange rates for the year. Assets and liabilities for each statement of financial position presented are translated at the closing rates as at the reporting dates, and shareholders' capital and reserves are translated at the rate at the date of transaction. Resulting exchange difference arising from the translation of reserves are recognised directly in equity; all other resulting exchange differences are recognised in the other comprehensive income.

The Bank has used the official rates of exchange published by the National Bank of Cambodia, and as at the reporting date, the average rate was US\$ 1 to KHR4,071 (2023: KHR4,110) and the closing rate was US\$ 1 to KHR4,025 (2023: KHR4,085).

2.5 Cash and cash equivalents

For the purpose of presentation in the statement of cash flows, cash and cash equivalents includes cash on hand, the non-restricted deposits and placements with the central bank, and the non-restricted deposits and placements with other banks, with original maturities of three months or less that are readily convertible to known amounts of cash and which are subject to an insignificant risk of changes in value.

2.6 Financial instruments

2.6.1 Financial assets

i) **Classification**

The Bank classifies its financial assets in the following measurement categories:

- those to be measured subsequently at fair value through OCI, and
- those to be measured at amortised cost.

KB PRASAC BANK PLC.

NOTES TO THE FINANCIAL STATEMENTS FOR THE YEAR ENDED 31 DECEMBER 2024

2. SUMMARY OF MATERIAL ACCOUNTING POLICIES (continued)

2.6 Financial instruments (continued)

2.6.1 Financial assets (continued)

i) Classification (continued)

For investments in equity instruments that are not held for trading, the Bank has made an irrevocable election at the time of initial recognition to account for the equity investment at fair value through other comprehensive income (FVOCI).

Financial assets to be measured at amortised cost include cash on hand, deposits and placements with the central bank, deposits and placements with other banks, loans and advances, and other financial assets.

The classification depends on the Bank's model for managing financial assets and the contractual terms of the financial assets cash flows.

- The asset is held within a business model with the objective of collecting the contractual cash flows, and
- The contractual terms give rise on specified dates to cash flows that are solely payments of principal and interest on the principal outstanding.

The Bank reclassifies financial assets when and only when their business model for managing those assets changes.

ii) Recognition and derecognition

Financial assets are recognised when the Bank becomes a party to the contractual provision of the instruments. Regular way purchases and sales of financial assets are recognised on trade date, being the date on which the Bank commits to purchase or sell the assets.

Financial assets are derecognised when the rights to receive cash flows from the financial assets have expired or have been transferred and the Bank has transferred substantially all the risks and rewards of ownership. A gain or loss on derecognition of a financial asset measured at amortised cost is recognised in profit or loss when the financial asset is derecognised.

iii) Measurement

At initial recognition, the Bank measures a financial asset at its fair value plus, in the case of a financial asset not at fair value through profit or loss (FVPL), transaction costs that are directly attributable to the acquisition of the financial asset. Immediately after initial recognition, an expected credit loss allowance (ECL) is recognised for financial assets measured at amortised cost, which results in an accounting loss being recognised in profit or loss when an asset is newly originated.

Debt instruments

Subsequent measurement of debt instruments depends on the Bank's business model for managing the assets and the cash flow characteristics of the assets. Based on these factors, the Bank classifies its debt instruments as financial assets measured at amortised cost.

Amortised cost: Assets that are held for collection of contractual cash flows where those cash flows represent solely payments of principal and interest (SPPI), and that are not designated at FVPL, are measured at amortised cost. The carrying amount of these assets is adjusted by any expected credit loss allowance recognised. Interest income from these financial assets is included in 'Interest income' using the effective interest rate method.

KB PRASAC BANK PLC.

**NOTES TO THE FINANCIAL STATEMENTS
FOR THE YEAR ENDED 31 DECEMBER 2024**

2. SUMMARY OF MATERIAL ACCOUNTING POLICIES (continued)

2.6 Financial instruments (continued)

2.6.1 Financial assets (continued)

iv) Impairment

The Bank assesses on a forward-looking basis the expected credit losses associated with its debt instrument assets carried at amortised cost and with the exposure arising from credit commitments. The Bank recognises a loss allowance for such losses at each reporting date. The measurement of ECL reflects:

- An unbiased and probability-weighted amount that is determined by evaluating a range of possible outcomes;
- The time value of money; and
- Reasonable and supportable information that is available without undue cost or effort at the reporting date about past events, current conditions and forecasts of future economic conditions.

The Bank applies a three-stage approach to measuring expected credit losses for the following categories:

- debt instruments measured at amortised cost; and
- credit commitments

The three-stage approach is based on the change in credit risk since initial recognition:

Stage 1: 12-month ECL

For exposures where there has not been a significant increase in credit risk since initial recognition and that are not credit impaired upon origination, the portion of the lifetime ECL associated with the probability of default events occurring within the next 12 months is recognised.

Stage 2: Lifetime ECL – not credit impaired

For exposures where there has been a significant increase in credit risk since initial recognition but are not credit impaired, a lifetime ECL (i.e. reflecting the remaining lifetime of the financial asset) is recognised.

Stage 3: Lifetime ECL – credit impaired

Exposures are assessed as credit impaired when one or more events that have a detrimental impact on the estimated future cash flows of that asset have occurred. For exposures that have become credit impaired, a lifetime ECL is recognised and interest revenue is calculated by applying the effective interest rate to the amortised cost (net of provision) rather than the gross carrying amount.

ECL are recognised as credit impairment losses in profit or loss.

Please refer to Note 34.1 c) for credit risk in financial risk management for detailed measurement on ECL.

**NOTES TO THE FINANCIAL STATEMENTS
FOR THE YEAR ENDED 31 DECEMBER 2024**

2. SUMMARY OF MATERIAL ACCOUNTING POLICIES (continued)

2.6 Financial instruments (continued)

2.6.2 Financial liabilities

Financial liabilities are recognised when the Bank becomes a party to the contractual provision of the instruments. Financial liabilities are measured at amortised cost. Financial liabilities of the Bank include deposits from banks and other financial institutions, deposits from customers, borrowings, debt securities, subordinated debts, and other financial liabilities.

Financial liabilities are initially recognised at fair value less transaction costs for all financial liabilities not carried at fair value through profit or loss. Financial liabilities are derecognised when they have been redeemed or otherwise extinguished.

2.6.3 Credit commitments

Credit commitments provided by the Bank are measured as the amount of the loss allowance. The Bank has not provided any commitment to provide loans at a below-market interest rate, or that can be settled net in cash or by delivering or issuing another financial instrument.

For credit commitments, the expected credit losses are recognised as provisions (presented with other liabilities). However, for contracts that include both a loan and an undrawn commitment and that the Bank cannot separately identify the expected credit losses on the undrawn commitment component from those on the loan component, the expected credit losses on the undrawn commitment are recognised together with the loss allowance for the loan. To the extent that the combined expected credit losses exceed the gross carrying amount of the loan, the expected credit losses are recognised as a provision.

2.7 Offsetting financial instruments

Financial assets and liabilities are offset and the net amount reported in the statement of financial position when there is a legally enforceable right to offset the recognised amounts and there is an intention to settle on a net basis or realise the asset and settle the liability simultaneously.

2.8 Property and equipment

Property and equipment are stated at historical cost less accumulated depreciation and any accumulated impairment losses. Historical cost includes expenditure that is directly attributable to bringing the asset to the location and condition necessary for it to be capable of operating in the manner intended by management.

Subsequent expenditures relating to an item of property and equipment that has already been recognised are added to the carrying amount of the asset when it is probable that future economic benefits in excess of the originally assessed standard of performance of the existing asset will flow to the Bank. All other subsequent expenditures are recognised as expenses in the period in which they are incurred.

Depreciation is calculated using the straight-line method to allocate the cost of assets less their residual values over the estimated useful lives.

Construction in progress represents property and equipment under construction and is stated at cost. This includes cost of construction, property and equipment, and other direct costs. Construction in progress is not depreciated until such time when the relevant assets are completed and ready for operational use.

KB PRASAC BANK PLC.

**NOTES TO THE FINANCIAL STATEMENTS
FOR THE YEAR ENDED 31 DECEMBER 2024**

2. SUMMARY OF MATERIAL ACCOUNTING POLICIES (continued)

2.8 Property and equipment (continued)

The estimated useful lives are as follows:

	Useful life
Office furniture	5 years
Office machinery	4 years
Vehicles and Motorcycles	From 4 to 5 years
Computer and peripherals	4 years
Communication equipment	4 years
Leasehold improvements	Shorter of lease term and its economic lives

The assets' residual values, useful lives and depreciation methods are reviewed, and adjusted prospectively if appropriate, if there is an indication of a significant change since the last reporting date.

An asset's carrying amount is written down to its recoverable value immediately if the asset's carrying amount is greater than its estimated recoverable value.

Gains and losses on disposal of property and equipment are determined by comparing the proceeds with the carrying amount and are included in profit or loss.

2.9 Intangible assets

Computer software is stated at historical cost less accumulated amortisation and accumulated impairment losses, if any. Intangible assets are amortised using the straight-line method over estimated useful life from five to ten years. Construction in-progress is not depreciated until such time when the relevant assets are completed and ready for operational use. Costs associated with maintenance of computer software are recognised as expenses when incurred.

2.10 Impairment of non-financial assets

Assets that have an indefinite useful life are not subject to amortisation and are tested annually for impairment. Assets that are subject to amortisation or depreciation are reviewed for impairment whenever events or changes in circumstances indicate that the carrying amount may not be recoverable. Impairment loss is recognised for the amount by which the asset's carrying amount exceeds its recoverable amount. The recoverable amount is the higher of an asset's fair value less costs of disposal and its value in use. For the purposes of assessing impairment, assets are grouped at the lowest levels for which there are separately identifiable cash inflows which are largely independent of the cash inflows from other assets or groups of assets (cash-generating units). Non-financial assets other than goodwill that suffered an impairment are reviewed for possible reversal of the impairment at the end of each reporting period.

Any impairment loss is charged to profit or loss in the period in which it arises. Reversal of impairment losses is recognised in profit or loss to the extent that the asset's carrying amount does not exceed the carrying amount that would have been determined, net of depreciation or amortisation, had no impairment loss been recognised.

KB PRASAC BANK PLC.

NOTES TO THE FINANCIAL STATEMENTS FOR THE YEAR ENDED 31 DECEMBER 2024

2. SUMMARY OF MATERIAL ACCOUNTING POLICIES (continued)

2.11 Employee benefits

i) Short-term employee benefits

Short-term employee benefits are accrued in the year in which the associated services are rendered by the employees of the Bank.

ii) Accrual for severance pay

This represents the accrual for severance pay for the fixed-duration contract employees who are entitled to receive 5% of the total contract cost at the end of the contract. Accrual for this severance pay is recognised at the present value of obligations at the reporting period.

iii) Pension fund scheme

The Bank pays monthly contributions for the compulsory pension scheme to National Social Security Fund (NSSF), a publicly administered social security scheme for pension in Cambodia. The Bank has no further payment obligations once the contributions have been paid. The contributions are recognised as employee benefit expenses when they are due.

iv) Other employment benefits - Employment seniority payment

In June 2018, the Cambodian government amended the Labour Law introducing the seniority pay scheme. Subsequently in 21 September 2018, Prakas No. 443 K.B/Br.K.Kh.L, was issued providing guidelines on the implementation of the law. In accordance with the Law/Prakas, each entity is required to pay each employee with unspecified duration employment contract the following seniority scheme:

Current Seniority Indemnity: effective January 2019, 15 days of their average monthly salary and benefits each year payable every six month on 30 June and 31 December (7.5 days each payment).

The current seniority indemnity is considered as short-term employee benefits.

2.12 Interest income and expense

Interest income and expense from financial instruments at amortised cost are recognised within interest income and interest expense respectively in the statement of profit or loss using the effective interest method.

The effective interest method is a method that is used in the calculation of the amortised cost of a financial asset or a financial liability and in the allocation and recognition of the interest revenue or interest expense in profit or loss over the relevant period. The effective interest rate is the rate that exactly discounts estimated future cash payments or receipts through the expected life of the financial asset or financial liability to the gross carrying amount of a financial asset or to the amortised cost of a financial liability. When calculating the effective interest rate, the Bank takes into account all contractual terms of the financial instrument and includes any fees or incremental costs that are directly attributable to the instrument and are an integral part of the effective interest rate, but not expected credit losses.

Interest income is calculated by applying effective interest rate to the gross carrying amount of a financial asset except for:

- Purchased or originated credit-impaired financial assets (POCI), for which the original credit-adjusted effective interest rate is applied to the amortised cost of the financial assets.
- Financial assets that are not POCI but have subsequently become credit-impaired (or 'stage 3'), for which interest revenue is calculated by applying the effective interest rate to their amortised cost (i.e. net of the expected credit loss provision)

KB PRASAC BANK PLC.

**NOTES TO THE FINANCIAL STATEMENTS
FOR THE YEAR ENDED 31 DECEMBER 2024**

2. SUMMARY OF MATERIAL ACCOUNTING POLICIES (continued)

2.13 Fee and commission income

Fees and commissions are recognised as income when all conditions precedent are fulfilled (performance obligations are satisfied and control is transferred over time or point in time).

Commitment fees for loans, advances and financing that are likely to be drawn down are deferred (together with related direct costs) and income which forms an integral part of the effective interest rate of a financial instrument is recognised as an adjustment to the effective interest rate on the financial instrument.

2.14 Leases

The Bank as a lessee

As inception of contract, the Bank assesses whether the contract is, or contains, a lease. A contract is, or contains, a lease if the contract conveys the right to control the use of an identified asset for a period of time in exchange for consideration.

Contracts may contain both lease and non-lease components. The Bank allocates the consideration in the contract to the lease and non-lease components based on their relative stand-alone prices.

Lease terms are negotiated on an individual basis and contain a wide range of different terms and conditions. The lease agreements do not impose any covenants other than the security interests in the lease assets that are held by the lessor. Leased assets may not be used as security for borrowing purposes.

Leases are recognised as a right-of-use asset and a corresponding liability at the date at which the leased asset is available for use.

Assets and liabilities arising from a lease are initially measured on a present value basis.

i) Lease liabilities

Lease liabilities include the net present value of the lease payments from fixed payments (including in-substance fixed payments), less any lease incentives receivable.

Lease payments to be made under reasonably certain extension options are also included in the measurement of the liability.

The lease payments are discounted using the interest rate implicit in the lease. If that rate cannot be readily determined, which is generally the case for leases in the Bank, the lessee's incremental borrowing rate is used, being the rate that the individual lessee would have to pay to borrow the funds necessary to obtain an asset of similar value to the right-of-use asset in a similar economic environment with similar terms, security and conditions.

To determine the incremental borrowing rate, the Bank uses its recent borrowing rate as a starting point, making specific adjustments to the lease such as term, country, currency and security.

Lease payments are allocated between principal and interest expense. The interest expense is charge to profit or loss over the lease period so as to produce a constant periodic rate of interest on the remaining balance of the liability for each period.

KB PRASAC BANK PLC.

**NOTES TO THE FINANCIAL STATEMENTS
FOR THE YEAR ENDED 31 DECEMBER 2024**

2. SUMMARY OF MATERIAL ACCOUNTING POLICIES (continued)

2.14 Leases (continued)

The Bank as a lessee (continued)

ii) Right-of-use assets

Right-of-use assets are measured at cost comprising the following:

- the amount of the initial measurement of lease liability
- any lease payments made at or before the commencement date less any lease incentives received
- any initial direct costs, and
- restoration costs if any

Right-of-use assets are generally depreciated over the shorter of the asset's useful life and the lease term on a straight-line basis. If the Bank is reasonably certain to exercise a purchase option, the right-of-use asset is depreciated over the underlying asset's useful life.

Subsequently the right-of-use asset is measured at cost less depreciation and any accumulated impairment losses.

iii) Recognition exemptions

Payments associated with all leases of low-value assets and short-term leases are recognised as an expense in profit or loss.

2.15 Provisions

Provisions are recognised when the Bank has a present legal or constructive obligation as a result of past events; it is probable that an outflow of resources will be required to settle the obligation; and the amount has been reliably estimated.

When there are a number of similar obligations, the likelihood that an outflow will be required in settlement is determined by considering the class of obligations as a whole. A provision is recognised even if the likelihood of an outflow with respect to any one item included in the same class of obligations may be small.

Provisions are measured at the present value of the expenditures expected to be required to settle the obligation using a pre-tax rate that reflects current market assessments of the time value of money and the risks specific to the obligation. The increase in the provision due to passage of time is recognised as an interest expense.

2.16 Current and deferred income tax

The income tax expense or credit for the period is the tax payable on the current period's taxable income, based on the applicable income tax rate adjusted by changes in deferred tax assets and liabilities attributable to temporary differences.

The current income tax charge is calculated on the basis of the tax laws enacted or substantively enacted at the end of the reporting period where the Bank operates and generates taxable income.

KB PRASAC BANK PLC.

**NOTES TO THE FINANCIAL STATEMENTS
FOR THE YEAR ENDED 31 DECEMBER 2024**

2. SUMMARY OF MATERIAL ACCOUNTING POLICIES (continued)

2.16 Current and deferred income tax (continued)

Deferred income tax is provided in full, using the liability method, on temporary differences arising between the tax bases of assets and liabilities and their carrying amounts in the financial statements. Deferred income tax is determined using tax rates that have been enacted or substantially enacted by the end of the reporting period and are expected to apply when the related deferred income tax asset is realised, or the deferred income tax liability is settled.

Deferred tax assets are recognised only if it is probable that future taxable amounts will be available to utilise those temporary differences and losses.

Deferred tax assets and liabilities are offset where there is a legally enforceable right to offset current tax assets and liabilities and where the deferred tax balances relate to the same taxation authority.

Current and deferred tax is recognised in profit or loss, except to the extent that it relates to items recognised in other comprehensive income or directly in equity. In this case, the tax is also recognised in other comprehensive income or directly in equity, respectively.

2.17 Regulatory reserves

Banks and financial institutions are required to compute regulatory provisions, according to Prakas No. B7-017-344 dated 1 December 2017 and Circular No. B7-018-001 dated 16 February 2018 on credit risk classification and provisions on impairment, and Circular No. B7-021-2314 dated 28 December 2021 (implemented from 1 January 2022) on the classification and provisioning requirements for restructured loans, and Notification No. B30-025-170 dated 5 February 2025 on calculation of the total provision. If the accumulated regulatory provision is higher than the accumulated impairment based on CIFRS 9, the 'topping up' will be recorded as regulatory reserves presented under equity. The reserve is subsequently reversed (up to zero) should the accumulated regulatory provision equal or be lower than accumulated impairment based on CIFRS 9. The regulatory reserve is set aside as a buffer, is non-distributable, is not allowed to be included in the net worth calculation.

The regulatory provision is calculated by applying the prescribed credit grading rates issued by the NBC to the gross carrying amount per CIFRS. These rates are as follows: Normal at 1%, Special Mention at 3%, Sub-standard at 20%, Doubtful at 50%, and Loss at 100%.

2.18 Rounding of amounts

All Khmer Riel amounts disclosed in the financial statements and notes have been rounded off to the nearest thousand currency units unless otherwise stated.

3. CRITICAL ACCOUNTING ESTIMATES, ASSUMPTIONS AND JUDGEMENTS

Estimates, assumptions and judgements are continually evaluated and are based on historical experience and other factors, including expectations of future events that are believed to be reasonable under the circumstances. The Bank makes estimates, assumptions and judgements concerning the future. The resulting accounting estimates will, by definition, seldom equal the related actual results. The estimates, assumptions and judgements that have a significant risk of causing a material adjustment to the carrying amounts of assets and liabilities within the next financial period are discussed below.

KB PRASAC BANK PLC.

**NOTES TO THE FINANCIAL STATEMENTS
FOR THE YEAR ENDED 31 DECEMBER 2024**

3. CRITICAL ACCOUNTING ESTIMATES, ASSUMPTIONS AND JUDGEMENTS (continued)

i) Measurement of the expected credit loss allowance

The measurement of the expected credit loss allowance for financial assets measured at amortised cost is an area that requires the use of complex models and significant assumptions about the future economic conditions and credit behaviour. Explanation of the inputs assumptions and estimation techniques used in measuring ECL is further detailed in Note 34.1 (c).

A number of significant judgements are also required in applying the accounting requirements for measuring ECL, such as:

- grouping financial assets sharing similar credit risk characteristics for the purposes of measuring ECL
- choosing appropriate models and assumptions to measure ECL
- determining criteria for identifying loans and advances to customers that have experienced a significant increase in credit risk (SICR)
- applying assumptions and analysis on expected future cash flows and forward-looking information

ii) Critical judgements in determining the lease

In determining the lease term, management considers all facts and circumstances that create an economic incentive to exercise an extension option, or not exercise a termination option. Extension options (or periods after termination options) are only included in the lease term if the lease is reasonably certain to be extended (or not terminated).

iii) Loan paid off penalty

The Bank charges penalty for any loan paid off before expiry of its lock-up period. The estimate future cash flow over the lifetime of the loan should include estimate of penalty. However, due to the limitation to estimate the penalty amount and its timing, it is not reliably estimated at initial recognition of loans. The penalty is not material compared to the fair value of individual loan at the origination. Recognising penalty from early loan paid off when the transaction occurs is the best estimation of the interest income.

iv) Contingent liabilities

The Bank received a comprehensive tax reassessment on 14 January 2025 for the tax audit period from 1 January 2020 to 31 December 2021. The reassessed amount includes withholding taxes, additional taxes and interest totalling KHR95,097,122,857 (US\$23,626,614). The management consulted with their tax consultant and assessed that it is remote and not probable that the Bank will be paying the reassessed amount, and a reliable timing and estimate of what would be the outflow cannot be made. The reassessed amount was not recognised as a liability but disclosed as tax contingent liabilities (Note 32).

v) Tax deductible expenses

Management assessed and used the basis of current interpretation of the tax regulations enacted as at 31 December 2024 to calculate current income tax, including tax deductible expenses. The management periodically evaluates positions taken in tax returns with respect to situations in which applicable tax regulation is subjected to interpretation. It establishes provisions where appropriate on the basis of amounts expected to be paid to the tax authorities. (Note 29).

KB PRASAC BANK PLC.

**NOTES TO THE FINANCIAL STATEMENTS
FOR THE YEAR ENDED 31 DECEMBER 2024**

4. CASH ON HAND

	As at 31 December 2024		As at 31 December 2023	
	US\$	KHR '000	US\$	KHR '000
Cash on Hand				
Current				
US Dollars	77,377,913	311,446,100	78,043,229	318,806,591
Khmer Riel	23,418,020	94,257,531	36,241,252	148,045,514
Thai Baht	231,011	929,819	308,801	1,261,452
	<u>101,026,944</u>	<u>406,633,450</u>	<u>114,593,282</u>	<u>468,113,557</u>

5. DEPOSITS AND PLACEMENTS WITH NATIONAL BANK OF CAMBODIA

	As at 31 December 2024		As at 31 December 2023	
	US\$	KHR'000	US\$	KHR'000
Deposits and placements				
Settlement accounts	36,026,303	145,005,870	48,707,958	198,972,009
Current accounts	43,577,345	175,398,814	42,274,245	172,690,291
Negotiable certificates of deposits	8,805,374	35,441,630	8,181,147	33,419,985
	<u>88,409,022</u>	<u>355,846,314</u>	<u>99,163,350</u>	<u>405,082,285</u>
Statutory deposits				
Reserve requirement	295,265,451	1,188,443,440	379,321,515	1,549,528,389
Capital guarantee deposit	60,000,000	241,500,000	67,500,000	275,737,500
	<u>355,265,451</u>	<u>1,429,943,440</u>	<u>446,821,515</u>	<u>1,825,265,889</u>
	<u>443,674,473</u>	<u>1,785,789,754</u>	<u>545,984,865</u>	<u>2,230,348,174</u>
Current	383,674,473	1,544,289,754	478,484,865	1,954,610,674
Non-current	60,000,000	241,500,000	67,500,000	275,737,500
	<u>443,674,473</u>	<u>1,785,789,754</u>	<u>545,984,865</u>	<u>2,230,348,174</u>

Annual interest rates are as follows:

	As at 31 December 2024	As at 31 December 2023
Current accounts		
USD	Nil	Nil
KHR	Nil	Nil
Negotiable certificates of deposits		
USD	1.18%	1.00% - 2.80%
KHR	1.00% - 1.40%	0.30% - 1.35%
Reserve requirement	Nil	Nil
Capital guarantee deposit	1.33%	1.33%

(i) Reserve deposits

The reserve requirement represents the minimum reserve which is calculated at 7% for KHR and 7% for foreign currencies (2023: 7% for KHR and 9% for foreign currencies) of customers' deposits and borrowings in Khmer Riel (KHR) and other foreign currencies of the Bank. The reserve requirement bears no interest.

KB PRASAC BANK PLC.

**NOTES TO THE FINANCIAL STATEMENTS
FOR THE YEAR ENDED 31 DECEMBER 2024**

5. DEPOSITS AND PLACEMENTS WITH NATIONAL BANK OF CAMBODIA (continued)

(ii) Capital guarantee deposit

Under the NBC Prakas No. B7-01-136, dated 15 October 2001, banks are required to maintain a capital guarantee deposit of 10% of share capital. This deposit is refundable should the Bank voluntarily ceases its operations in Cambodia and it is not available for use in the Bank's day-to-day operations.

6. DEPOSITS AND PLACEMENTS WITH OTHER BANKS

a) By residency status

	As at 31 December 2024		As at 31 December 2023	
	US\$	KHR'000	US\$	KHR'000
Deposits and placements with local banks	6,812,907	27,421,951	11,024,909	45,036,753
Deposits and placements with overseas banks	<u>86,061,607</u>	<u>346,397,968</u>	<u>6,815,875</u>	<u>27,842,849</u>
	92,874,514	373,819,919	17,840,784	72,879,602
<i>Less:</i>				
Allowance for expected credit loss	<u>(85,403)</u>	<u>(343,747)</u>	<u>(13,898)</u>	<u>(56,773)</u>
	<u>92,789,111</u>	<u>373,476,172</u>	<u>17,826,886</u>	<u>72,822,829</u>

b) By account types

	As at 31 December 2024		As at 31 December 2023	
	US\$	KHR'000	US\$	KHR'000
Current accounts	7,635,563	30,733,141	17,101,048	69,857,780
Savings accounts	189,349	762,130	739,736	3,021,822
Time deposits	<u>85,049,602</u>	<u>342,324,648</u>	<u>-</u>	<u>-</u>
	92,874,514	373,819,919	17,840,784	72,879,602
<i>Less:</i>				
Allowance for losses on balances with other banks	<u>(85,403)</u>	<u>(343,747)</u>	<u>(13,898)</u>	<u>(56,773)</u>
	<u>92,789,111</u>	<u>373,476,172</u>	<u>17,826,886</u>	<u>72,822,829</u>

c) By maturity

	As at 31 December 2024		As at 31 December 2023	
	US\$	KHR'000	US\$	KHR'000
Current	92,874,514	373,819,919	17,840,784	72,879,602
Non-Current	<u>-</u>	<u>-</u>	<u>-</u>	<u>-</u>
	92,874,514	373,819,919	17,840,784	72,879,602
<i>Less:</i>				
Allowance for expected credit loss	<u>(85,403)</u>	<u>(343,747)</u>	<u>(13,898)</u>	<u>(56,773)</u>
	<u>92,789,111</u>	<u>373,476,172</u>	<u>17,826,886</u>	<u>72,822,829</u>

KB PRASAC BANK PLC.
**NOTES TO THE FINANCIAL STATEMENTS
FOR THE YEAR ENDED 31 DECEMBER 2024**
6. DEPOSITS AND PLACEMENTS WITH OTHER BANKS (continued)

c) By maturity (continued)

Interest rates of deposits and placements with other banks are as follows:

	As at 31 December 2024	As at 31 December 2023
Current accounts		
USD	0% - 1.25%	0% - 1.50%
KHR	0% - 1.25%	0% - 1.50%
CNY	0% - 0.35%	0% - 0.35%
AUD, EUR, GBP, JPY, KWR, SGD, THB	NIL	NIL
Savings accounts		
USD	0% - 0.50%	0% - 0.50%
KHR	0% - 0.10%	0% - 0.20%
Term deposits		
USD	3.00% - 4.30%	N/A
KHR	N/A	N/A

7. LOANS AND ADVANCES AT AMORTISED COST

	As at 31 December 2024		As at 31 December 2023	
	US\$	KHR'000	US\$	KHR'000
<i>At amortised cost</i>				
Commercial loans	2,925,591,885	11,775,507,337	3,067,037,094	12,528,846,528
Overdrafts	6,561,909	26,411,684	8,419,453	34,393,466
Consumer loans				
Housing loans	862,305,967	3,470,781,517	712,160,427	2,909,175,344
Vehicle loans	349,827,706	1,408,056,517	336,250,726	1,373,584,216
Staff loans	11,257,529	45,311,554	6,383,648	26,077,202
Personal loans	1,021,021,272	4,109,610,620	936,225,996	3,824,483,194
Total gross loans	<u>5,176,566,268</u>	<u>20,835,679,229</u>	<u>5,066,477,344</u>	<u>20,696,559,950</u>
Impairment loss allowance	<u>(250,933,683)</u>	<u>(1,010,008,075)</u>	<u>(160,430,048)</u>	<u>(655,356,746)</u>
Total net loans	<u>4,925,632,585</u>	<u>19,825,671,154</u>	<u>4,906,047,296</u>	<u>20,041,203,204</u>

a) Allowance for expected credit loss

	As at 31 December 2024		As at 31 December 2023	
	US\$	KHR'000	US\$	KHR'000
12-months ECL (Stage 1)	18,595,317	74,846,151	17,414,841	71,139,625
Lifetime ECL-not credit impaired (Stage 2)	9,042,190	36,394,815	22,012,672	89,921,765
Lifetime ECL-credit impaired (Stage 3)	<u>223,296,176</u>	<u>898,767,109</u>	<u>121,002,535</u>	<u>494,295,356</u>
	<u>250,933,683</u>	<u>1,010,008,075</u>	<u>160,430,048</u>	<u>655,356,746</u>

KB PRASAC BANK PLC.

**NOTES TO THE FINANCIAL STATEMENTS
FOR THE YEAR ENDED 31 DECEMBER 2024**

7. LOANS AND ADVANCES AT AMORTISED COST (continued)

a) Allowance for expected credit loss (continued)

The movements of allowance for impairment losses on loans and advances to customers during the year were as follows:

	As at 31 December 2024		As at 31 December 2023	
	US\$	KHR'000	US\$	KHR'000
At 1 January	160,430,048	655,356,746	53,963,378	222,167,227
Recognised in profit or loss	127,631,762	519,588,903	127,260,465	523,040,511
Increase under legal merger with KBC	-	-	4,288,060	17,598,198
Written off	(37,128,127)	(151,148,605)	(25,081,855)	(103,086,424)
Currency translation differences	-	(13,788,969)	-	(4,362,766)
At 31 December	<u>250,933,683</u>	<u>1,010,008,075</u>	<u>160,430,048</u>	<u>655,356,746</u>

b) By loan classification

	As at 31 December 2024		As at 31 December 2023	
	US\$	KHR'000	US\$	KHR'000
<i>Performing</i>				
Gross amount	<u>4,824,784,198</u>	<u>19,419,756,397</u>	<u>4,430,926,206</u>	<u>18,100,333,552</u>
Exposure at default	<u>4,824,784,198</u>	<u>19,419,756,397</u>	<u>4,430,926,206</u>	<u>18,100,333,552</u>
Allowance for expected credit loss	<u>(18,595,317)</u>	<u>(74,846,151)</u>	<u>(17,414,841)</u>	<u>(71,139,625)</u>
<i>Under-performing</i>				
Gross amount	<u>34,945,900</u>	<u>140,657,248</u>	<u>441,243,616</u>	<u>1,802,480,170</u>
Exposure at default	<u>34,945,900</u>	<u>140,657,248</u>	<u>441,243,616</u>	<u>1,802,480,170</u>
Allowance for expected credit loss	<u>(9,042,190)</u>	<u>(36,394,815)</u>	<u>(22,012,672)</u>	<u>(89,921,765)</u>
<i>Non-performing</i>				
Gross amount	<u>316,836,170</u>	<u>1,275,265,584</u>	<u>194,307,522</u>	<u>793,746,228</u>
Exposure at default	<u>316,836,170</u>	<u>1,275,265,584</u>	<u>194,307,522</u>	<u>793,746,228</u>
Allowance for expected credit loss	<u>(223,296,176)</u>	<u>(898,767,109)</u>	<u>(121,002,535)</u>	<u>(494,295,356)</u>
Total gross loans	<u>5,176,566,268</u>	<u>20,835,679,229</u>	<u>5,066,477,344</u>	<u>20,696,559,950</u>
Exposure at default	<u>5,176,566,268</u>	<u>20,835,679,229</u>	<u>5,066,477,344</u>	<u>20,696,559,950</u>
Allowance for expected credit loss	<u>(250,933,683)</u>	<u>(1,010,008,075)</u>	<u>(160,430,048)</u>	<u>(655,356,746)</u>

KB PRASAC BANK PLC.

**NOTES TO THE FINANCIAL STATEMENTS
FOR THE YEAR ENDED 31 DECEMBER 2024**

7. LOANS AND ADVANCES AT AMORTISED COST (continued)

c) By maturity

	As at 31 December 2024		As at 31 December 2023	
	US\$	KHR'000	US\$	KHR'000
Within one month	8,484,292	34,149,275	3,640,019	14,869,478
More than 1 month to 3 months	12,025,973	48,404,541	10,178,769	41,580,271
More than 3 months to 12 months	81,261,808	327,078,777	106,438,485	434,801,211
More than 1 year to 5 years	1,917,649,524	7,718,539,334	1,949,116,767	7,962,141,993
More than 5 years	3,157,144,671	12,707,507,302	2,997,103,304	12,243,166,997
Total gross loans	5,176,566,268	20,835,679,229	5,066,477,344	20,696,559,950

d) By large exposure

	As at 31 December 2024		As at 31 December 2023	
	US\$	KHR'000	US\$	KHR'000
Large exposure	-	-	-	-
Non-large exposure	5,176,566,268	20,835,679,229	5,066,477,344	20,696,559,950
Total gross loans	5,176,566,268	20,835,679,229	5,066,477,344	20,696,559,950

The large exposure is defined by the central bank as the overall credit exposure to any individual beneficiary that exceeds 10% of the Bank's net worth.

e) By relationship

	As at 31 December 2024		As at 31 December 2023	
	US\$	KHR'000	US\$	KHR'000
Related parties (including staff loans)	12,965,090	52,184,487	6,105,587	24,941,323
Non-related parties	5,163,601,178	20,783,494,742	5,060,371,757	20,671,618,627
Total gross loans	5,176,566,268	20,835,679,229	5,066,477,344	20,696,559,950

f) By residency

	As at 31 December 2024		As at 31 December 2023	
	US\$	KHR'000	US\$	KHR'000
Residents	5,176,566,268	20,835,679,229	5,066,477,344	20,696,559,950
Non-residents	-	-	-	-
Total gross loans	5,176,566,268	20,835,679,229	5,066,477,344	20,696,559,950

KB PRASAC BANK PLC.

**NOTES TO THE FINANCIAL STATEMENTS
FOR THE YEAR ENDED 31 DECEMBER 2024**

7. LOANS AND ADVANCES AT AMORTISED COST (continued)

g) Interest rates

These loans and advances to customers earn annual interest rates as below:

	As at 31 December 2024	As at 31 December 2023
Short term loans		
USD	7.50% - 18%	7% - 18%
KHR	10.8% - 18%	6.5% - 18%
Long term loans		
USD	(14.40%-20.40% before April 2017) (4.10%-18.00% after April 2017)	(14.40%-20.40% before April 2017) (4.10%-18.00% after April 2017)
KHR	5.10% - 18.00%	5.10% - 18.00%
THB	(24.00%-25.20% before April 2017) (13.20%-18.00% after April 2017)	(24.00%-25.20% before April 2017) (13.20%-18.00% after April 2017)

Effective on 1 April 2017, the annual interest rates of all new loans and restructured loans are capped at 18% as required by Prakas B7-017-109 on interest ceiling on loans. Loan and advances to customers outstanding with annual interest rate more than 18% were for those loans which disbursed prior to the issuance of this Prakas and which remain outstanding at the reporting date.

KB PRASAC BANK PLC.

**NOTES TO THE FINANCIAL STATEMENTS
FOR THE YEAR ENDED 31 DECEMBER 2024**

8. PROPERTY AND EQUIPMENT

	Office Furniture US\$	Office Machinery US\$	Vehicles and motorcycles US\$	Computer and peripherals US\$	Leasehold Improvement US\$	Communication Equipment US\$	Work in Progress US\$	Total US\$
As at 1 January 2024								
Cost	1,390,219	6,364,556	3,326,777	11,888,209	3,236,673	383,432	7,298,782	33,888,648
Accumulated depreciation	(1,004,526)	(4,325,882)	(2,949,721)	(9,274,434)	(2,173,854)	(336,529)	-	(20,064,946)
Net book amount	385,693	2,038,674	377,056	2,613,775	1,062,819	46,903	7,298,782	13,823,702
<i>In KHR'000 equivalents</i>	1,575,556	8,327,983	1,540,274	10,677,271	4,341,616	191,599	29,815,524	56,469,823
For the year ended 31 December 2024								
Opening net book amount	385,693	2,038,674	377,056	2,613,775	1,062,819	46,903	7,298,782	13,823,702
Reclassification	(164,220)	180,274	-	(36,258)	44,346	(24,142)	-	-
Other adjustments	(21,249)	-	11,181	-	(36,137)	-	-	(46,205)
Transfer to IA	-	-	-	-	-	-	(872,839)	(872,839)
Additions	41,652	287,706	79,400	423,550	87,419	-	2,739,171	3,658,898
Transfer from work in progress	59,123	810,381	-	6,945,979	989,179	-	(8,804,662)	-
Disposal-net	(910)	(188)	-	(6,045)	(26,378)	-	-	(33,521)
Depreciation charge	(95,125)	(731,218)	(188,717)	(2,572,711)	(622,761)	(12,848)	-	(4,223,380)
Closing net book amount	204,964	2,585,629	278,920	7,368,290	1,498,487	9,913	360,452	12,306,655
As at 31 December 2024								
Cost	1,869,468	8,373,364	3,664,756	20,017,502	6,109,502	482,126	360,452	40,877,170
Accumulated depreciation	(1,664,504)	(5,787,735)	(3,385,836)	(12,649,212)	(4,611,015)	(472,213)	-	(28,570,515)
Net book amount	204,964	2,585,629	278,920	7,368,290	1,498,487	9,913	360,452	12,306,655
<i>In KHR'000 equivalents</i>	824,980	10,407,157	1,122,653	29,657,367	6,031,410	39,900	1,450,819	49,534,286

KB PRASAC BANK PLC.

NOTES TO THE FINANCIAL STATEMENTS
FOR THE YEAR ENDED 31 DECEMBER 2024

8. PROPERTY AND EQUIPMENT (continued)

	Office Furniture US\$	Office Machinery US\$	Vehicles and motorcycles US\$	Computer and peripherals US\$	Leasehold Improvement US\$	Communication Equipment US\$	Work in Progress US\$	Total US\$
As at 1 January 2023								
Cost	1,106,878	4,936,086	3,280,402	10,506,528	2,415,856	346,426	53,603	22,645,779
Accumulated depreciation	(947,276)	(3,884,950)	(2,700,923)	(7,994,251)	(2,020,744)	(310,900)	-	(17,859,044)
Net book amount	159,602	1,051,136	579,479	2,512,277	395,112	35,526	53,603	4,786,735
<i>In KHR'000 equivalents</i>	657,081	4,327,527	2,385,715	10,343,044	1,626,676	146,261	220,684	19,706,988
For the year ended 31 December 2023								
Opening net book amount	159,602	1,051,136	579,479	2,512,277	395,112	35,526	53,603	4,786,735
Increase under legal merger with KBC	91,925	12,640	59,340	266,112	329,702	42,689	-	802,408
Additions	41,733	961,821	-	669,702	17,406	5,393	8,898,576	10,594,631
Transfer from work in progress	-	623,648	-	501,679	528,070	-	(1,653,397)	-
Disposal-net	(476)	-	-	(442)	(7,752)	-	-	(8,670)
Depreciation charge	(143,177)	(440,932)	(261,763)	(1,280,183)	(199,718)	(25,629)	-	(2,351,402)
Closing net book amount	149,607	2,208,313	377,056	2,669,145	1,062,820	57,979	7,298,782	13,823,702
As at 31 December 2023								
Cost	1,390,219	6,364,556	3,326,777	11,888,209	3,236,673	383,432	7,298,782	33,888,648
Accumulated depreciation	(1,004,526)	(4,325,882)	(2,949,721)	(9,274,434)	(2,173,854)	(336,529)	-	(20,064,946)
Net book amount	385,693	2,038,674	377,056	2,613,775	1,062,819	46,903	7,298,782	13,823,702
<i>In KHR'000 equivalents</i>	1,575,556	8,327,983	1,540,274	10,677,271	4,341,616	191,599	29,815,524	56,469,823

KB PRASAC BANK PLC.
**NOTES TO THE FINANCIAL STATEMENTS
FOR THE YEAR ENDED 31 DECEMBER 2024**
9. LEASES

This note provides information for leases where the Bank is a lessee.

The Bank leases various buildings for its head office, branch operation and Automated Teller Machine (ATM). Rental contracts are typically made for fixed periods of one to ten years. The leases have varying terms, escalation clauses and renewal rights. On renewal, the terms of the leases are renegotiated.

(i) Amounts recognised in the statement of financial position

	As at 31 December 2024		As at 31 December 2023	
	US\$	KHR'000	US\$	KHR'000
<i>Right-of-use assets (Non-current)</i>				
Buildings	19,697,467	79,282,305	19,261,762	78,684,298
ATM	592,549	2,385,009	300,347	1,226,917
	<u>20,290,016</u>	<u>81,667,314</u>	<u>19,562,109</u>	<u>79,911,215</u>
<i>Lease liabilities</i>				
Current	4,977,410	20,034,075	5,005,014	20,445,482
Non-Current	15,528,565	62,502,474	14,917,577	60,938,302
	<u>20,505,975</u>	<u>82,536,549</u>	<u>19,922,591</u>	<u>81,383,784</u>

Right-of-use assets' additions during the year were US\$7,102,454 (2023: US\$ 5,371,423).

Right-of-use assets transferred under legal merger with KBC in 2023 were US\$ 1,205,079.

(ii) Amounts recognised in the statement of profit or loss

The statement of profit or loss shows the following amounts relating to leases:

	For the year ended 31 December 2024		For the year ended 31 December 2023	
	US\$	KHR'000	US\$	KHR'000
<i>Depreciation of right-of-use assets</i>				
Buildings	5,383,634	21,916,774	4,832,826	19,862,914
ATM	335,597	1,366,215	214,016	879,606
	<u>5,719,231</u>	<u>23,282,989</u>	<u>5,046,842</u>	<u>20,742,520</u>
Interest expense (Note 23)	<u>1,591,962</u>	<u>6,480,878</u>	<u>1,500,528</u>	<u>6,167,170</u>
Rental expense related to short-term lease and lease of low-value assets (included in Other operating expenses) (Note 28)	<u>354,107</u>	<u>1,441,570</u>	<u>448,643</u>	<u>1,843,923</u>
Transportation expense to leases of low-value assets (included in other operating expenses)	<u>1,198,272</u>	<u>4,878,165</u>	<u>1,168,712</u>	<u>4,803,406</u>
Total expenses related to leases	<u>8,863,572</u>	<u>36,083,602</u>	<u>8,164,725</u>	<u>33,557,019</u>

Total cash outflow for lease during the period was US\$7,040,677 (2023: US\$6,126,540).

KB PRASAC BANK PLC.
**NOTES TO THE FINANCIAL STATEMENTS
FOR THE YEAR ENDED 31 DECEMBER 2024**
10. INTANGIBLE ASSETS

	Computer software US\$	Core banking Software US\$	Others US\$	Work in progress US\$	Total US\$
As at 1 January 2024					
Cost	1,580,390	2,939,641	-	15,351,772	19,871,803
Accumulated amortisation	(1,136,448)	(2,255,062)	-	-	(3,391,510)
Net book amount	443,942	684,579	-	15,351,772	16,480,293
In KHR'000 equivalents	1,813,503	2,796,505	-	62,711,989	67,321,997
For the year ended December 2024					
Opening net book amount	443,942	684,579	-	15,351,772	16,480,293
Reclassification	(71,535)	(44,741)	116,276	-	-
Other adjustments	116,876	-	-	-	116,876
Transfer from PPE	-	-	-	872,836	872,836
Transfer from work in progress	7,869,852	23,008,265	-	(30,878,117)	-
Additions	24,510	914,028	-	15,239,470	16,178,008
Amortisation charge	(693,819)	(2,035,763)	(116,276)	-	(2,845,858)
Closing net book amount	7,689,826	22,526,368	-	585,961	30,802,155
As at 31 December 2024					
Cost	9,777,668	26,880,093	127,050	585,961	37,370,772
Accumulated amortisation	(2,087,842)	(4,353,725)	(127,050)	-	(6,568,617)
Net book amount	7,689,826	22,526,368	-	585,961	30,802,155
In KHR'000 equivalents	30,951,550	90,668,631	-	2,358,493	123,978,674
As at 1 January 2023					
Cost	1,264,054	2,891,587	-	16,800	4,172,441
Accumulated amortisation	(1,029,487)	(2,063,627)	-	-	(3,093,114)
Net book amount	234,567	827,960	-	16,800	1,079,327
In KHR'000 equivalents	965,712	3,408,711	-	69,166	4,443,589
For the year ended December 2023					
Opening net book amount	234,567	827,960	-	16,800	1,079,327
Increase under legal merger with KBC	135,837	6,053	-	-	141,890
Transfer from work in progress	180,500	42,000	-	(222,500)	-
Additions	-	-	-	15,557,472	15,557,472
Amortisation charge	(106,961)	(191,435)	-	-	(298,396)
Closing net book amount	443,943	684,578	-	15,351,772	16,480,293
As at 31 December 2023					
Cost	1,580,390	2,939,641	-	15,351,772	19,871,803
Accumulated amortisation	(1,136,448)	(2,255,062)	-	-	(3,391,510)
Net book amount	443,942	684,579	-	15,351,772	16,480,293
In KHR'000 equivalents	1,813,503	2,796,505	-	62,711,989	67,321,997

KB PRASAC BANK PLC.

**NOTES TO THE FINANCIAL STATEMENTS
FOR THE YEAR ENDED 31 DECEMBER 2024**

11. DEFERRED TAX ASSETS

	As at 31 December 2024		As at 31 December 2023	
	US\$	KHR '000	US\$	KHR '000
<i>Non-current</i>				
Deferred tax assets	15,748,780	63,388,839	25,646,033	104,764,045
Deferred tax liabilities	(4,878,401)	(19,635,564)	(3,937,538)	(16,084,843)
Deferred tax assets - net	<u>10,870,379</u>	<u>43,753,275</u>	<u>21,708,495</u>	<u>88,679,202</u>

The movement of net deferred tax assets during the year as follows:

	For the year ended 31 December 2024		For the year 31 December 2023	
	US\$	KHR '000	US\$	KHR '000
At the beginning of the year	21,708,495	88,679,202	14,516,880	59,765,995
(Charged)/ credited to profit or loss	(10,838,116)	(44,121,970)	6,320,262	25,976,277
Increase under legal merger with KBC	-	-	871,353	3,581,261
Currency translation differences	-	(803,957)	-	(644,331)
At the end of the year	<u>10,870,379</u>	<u>43,753,275</u>	<u>21,708,495</u>	<u>88,679,202</u>

KB PRASAC BANK PLC.

**NOTES TO THE FINANCIAL STATEMENTS
FOR THE YEAR ENDED 31 DECEMBER 2024**

11. DEFERRED TAX ASSETS (continued)

	Impairment loss US\$	Unamortised loan fees US\$	Net accrued interest receivables US\$	Lease liabilities US\$	Interest expense US\$	Accrued expenses US\$	Unrealised exchange gain/loss US\$	Total US\$
2023								
At 1 January 2023	3,823,668	8,014,195	65,611	3,794,645	174,356	1,140,159	1,472,483	18,485,117
(Charged)/credited to profit or loss	6,391,521	498,930	47,543	238,939	(86,660)	(299,868)	(681,793)	6,108,612
From legal merger with KBC	435,971	370,524	-	245,809	-	-	-	1,052,304
At 31 December 2023	10,651,160	8,883,649	113,154	4,279,393	87,696	840,291	790,690	25,646,033
In KHR '000 equivalent	43,509,989	36,289,706	462,234	17,481,320	358,238	3,432,588	3,229,969	104,764,044
2024								
At 1 January 2024	10,651,160	8,883,649	113,154	4,279,393	87,696	840,291	790,690	25,646,033
(Charged)/credited to profit or loss	(9,116,425)	(288,611)	(113,154)	356,417	(47,495)	102,705	(790,690)	(9,897,253)
At 31 December 2024	1,534,735	8,595,038	-	4,635,810	40,201	942,996	-	15,748,780
In KHR '000 equivalent	6,177,308	34,595,028	-	18,659,135	161,809	3,795,559	-	63,388,839

KB PRASAC BANK PLC.

**NOTES TO THE FINANCIAL STATEMENTS
FOR THE YEAR ENDED 31 DECEMBER 2024**

11. DEFERRED TAX ASSETS (continued)

(i) Deferred tax liabilities

	Right-of-use assets US\$	Depreciation US\$	Unrealised exchange gain/loss US\$	Total US\$
2023				
At 1 January 2023	3,696,662	271,575	-	3,968,237
Charged/(credited) to profit or loss	(215,598)	3,948	-	(211,650)
From legal merger with KBC	245,240	(64,289)	-	180,951
At 31 December 2023	3,726,304	211,234	-	3,937,538
In KHR '000 equivalent	15,221,952	862,891	-	16,084,843
2024				
At 1 January 2024	3,726,304	211,234	-	3,937,538
Charged to profit or loss	322,837	454,975	163,051	940,863
At 31 December 2024	4,049,141	666,209	163,051	4,878,401
In KHR '000 equivalent	16,297,793	2,681,491	656,280	19,635,564

12. OTHER ASSETS

	As at 31 December 2024		As at 31 December 2023	
	US\$	KHR'000	US\$	KHR'000
Prepayments	3,222,544	12,970,740	5,510,899	22,512,022
Deposits	1,775,272	7,145,470	1,623,165	6,630,629
Account receivable	407	1,638	977,318	3,992,344
Others account receivable	31,039	124,932	107,783	440,294
	5,029,262	20,242,780	8,219,165	33,575,289
<i>Less:</i>				
Allowance for ECLs on deposit	(18,584)	(74,801)	(3,133)	(12,798)
	5,010,678	20,167,979	8,216,032	33,562,491
Current	5,010,678	20,167,979	8,216,032	33,562,491
Non-current	-	-	-	-
	5,010,678	20,167,979	8,216,032	33,562,491

KB PRASAC BANK PLC.

**NOTES TO THE FINANCIAL STATEMENTS
FOR THE YEAR ENDED 31 DECEMBER 2024**

13. DEPOSITS FROM BANKS AND OTHER FINANCIAL INSTITUTIONS

	As at 31 December 2024		As at 31 December 2023	
	US\$	KHR'000	US\$	KHR'000
Demand deposits	15,207,369	61,209,660	2,346,365	9,584,900
Savings deposits	-	-	405,539	1,656,627
Term deposits	89,839,414	361,603,642	104,576,020	427,193,042
	105,046,783	422,813,302	107,327,924	438,434,569
<i>Add:</i>				
Accrued interest payables	2,031,887	8,178,345	2,499,321	10,209,727
	<u>107,078,670</u>	<u>430,991,647</u>	<u>109,827,245</u>	<u>448,644,296</u>
Current	101,994,645	410,528,446	108,276,171	442,308,159
Non-current	5,084,025	20,463,201	1,551,074	6,336,137
	<u>107,078,670</u>	<u>430,991,647</u>	<u>109,827,245</u>	<u>448,644,296</u>

a) By currency

	As at 31 December 2024		As at 31 December 2023	
	US\$	KHR'000	US\$	KHR'000
USD	106,773,017	429,761,394	109,765,364	448,391,512
KHR	305,653	1,230,253	61,881	252,784
	<u>107,078,670</u>	<u>430,991,647</u>	<u>109,827,245</u>	<u>448,644,296</u>

b) By relationship

	As at 31 December 2024		As at 31 December 2023	
	US\$	KHR'000	US\$	KHR'000
Non-related parties	90,318,831	363,533,295	85,782,915	350,423,208
Related parties	16,759,839	67,458,352	24,044,330	98,221,088
	<u>107,078,670</u>	<u>430,991,647</u>	<u>109,827,245</u>	<u>448,644,296</u>

c) By annual interest rate

Annual interest rates during the year are as follows:

	As at 31 December 2024	As at 31 December 2023
Current accounts		
USD	0% - 4.00%	N/A
KHR	0% - 1.75%	N/A
Savings accounts		
USD	N/A	0% - 0.50%
KHR	N/A	0% - 0.70%
Fixed deposits		
USD	1.50% - 8.00%	3.80% - 8.00%
KHR	N/A	N/A

KB PRASAC BANK PLC.
**NOTES TO THE FINANCIAL STATEMENTS
FOR THE YEAR ENDED 31 DECEMBER 2024**
14. DEPOSITS FROM CUSTOMERS

	As at 31 December 2024		As at 31 December 2023	
	US\$	KHR'000	US\$	KHR'000
Demand deposits	82,915,861	333,736,341	2,353,758	9,615,101
Savings deposits	306,164,610	1,232,312,555	140,661,574	574,602,530
Fixed deposits	2,944,365,388	11,851,070,687	2,772,337,993	11,325,000,702
Other deposits	42,765	172,129	-	-
	<u>3,333,488,624</u>	<u>13,417,291,712</u>	<u>2,915,353,325</u>	<u>11,909,218,333</u>
<i>Add:</i>				
Accrued interest payables	<u>89,549,496</u>	<u>360,436,721</u>	<u>85,020,659</u>	<u>347,309,392</u>
	<u>3,423,038,120</u>	<u>13,777,728,433</u>	<u>3,000,373,984</u>	<u>12,256,527,725</u>
Current	3,251,154,953	13,085,898,686	2,918,565,833	11,922,341,428
Non-current	<u>171,883,167</u>	<u>691,829,747</u>	<u>81,808,151</u>	<u>334,186,297</u>
	<u>3,423,038,120</u>	<u>13,777,728,433</u>	<u>3,000,373,984</u>	<u>12,256,527,725</u>

a) By currency

	As at 31 December 2024		As at 31 December 2023	
	US\$	KHR'000	US\$	KHR'000
USD	3,140,844,660	12,641,899,756	2,768,636,776	11,309,881,230
KHR	282,183,420	1,135,788,266	231,685,625	946,435,778
THB	<u>10,040</u>	<u>40,411</u>	<u>51,583</u>	<u>210,717</u>
	<u>3,423,038,120</u>	<u>13,777,728,433</u>	<u>3,000,373,984</u>	<u>12,256,527,725</u>

b) By relationship

	As at 31 December 2024		As at 31 December 2023	
	US\$	KHR'000	US\$	KHR'000
Non-related parties	3,412,019,312	13,733,377,731	2,988,434,858	12,207,756,395
Related parties	<u>11,018,808</u>	<u>44,350,702</u>	<u>11,939,126</u>	<u>48,771,330</u>
	<u>3,423,038,120</u>	<u>13,777,728,433</u>	<u>3,000,373,984</u>	<u>12,256,527,725</u>

Annual interest rates during the year are as follows:

	As at 31 December 2024	As at 31 December 2023
Current accounts		
USD	0% - 5.00%	N/A
KHR	0% - 5.00%	N/A
THB	N/A	N/A
Savings accounts		
USD	0% - 5.00%	0.00% - 3.00%
KHR	0% - 4.00%	0.00% - 3.00%
THB	0.10% - 0.10%	0.00% - 0.10%
Fixed deposits		
USD	2.00% - 8.50%	3.00% - 8.75%
KHR	1.50% - 8.50%	3.75% - 9.75%
THB	N/A	N/A

KB PRASAC BANK PLC.
**NOTES TO THE FINANCIAL STATEMENTS
FOR THE YEAR ENDED 31 DECEMBER 2024**
15. BORROWINGS

	As at 31 December 2024		As at 31 December 2023	
	US\$	KHR'000	US\$	KHR'000
Principal	884,025,310	3,558,201,873	1,381,324,112	5,642,708,998
Interest payable	8,289,593	33,365,612	13,470,248	55,025,963
	<u>892,314,903</u>	<u>3,591,567,485</u>	<u>1,394,794,360</u>	<u>5,697,734,961</u>

The Bank entered into borrowing agreements with various lenders, including both related and non-related parties. Borrowings are unsecured and the repayments of principal and interest are made either on quarterly, semi-annual or annual basis based on the repayment schedule for each of the borrowing agreements.

	As at 31 December 2024		As at 31 December 2023	
	US\$	KHR'000	US\$	KHR'000
<i>Current</i>				
Term loans	669,886,647	2,696,293,754	9,833,702	40,170,673
Overdraft	-	-	20,343,534	83,103,336
Total current	<u>669,886,647</u>	<u>2,696,293,754</u>	<u>30,177,236</u>	<u>123,274,009</u>
Total non-current	<u>222,428,256</u>	<u>895,273,731</u>	<u>1,364,617,124</u>	<u>5,574,460,952</u>
	<u>892,314,903</u>	<u>3,591,567,485</u>	<u>1,394,794,360</u>	<u>5,697,734,961</u>

As of 31 December 2024, the Bank's financial covenant ratios were not in line with covenants on borrowings with a few lenders amounting to US\$195,730,588. The Bank had obtained waivers approving for not testing these financial covenant ratios up to 31 December 2024 from certain lenders. The Bank is in the process of requesting the waivers for the other lenders. Of which US\$96,220,762 are current as they will be matured within 12 months from 31 December 2024. Nevertheless, the non-current portion of the borrowings, amounting to US\$8,333,333, has been reclassified from non-current liabilities to current liabilities as of 31 December 2024.

a) By currency

	As at 31 December 2024		As at 31 December 2023	
	US\$	KHR'000	US\$	KHR'000
USD	659,736,107	2,655,437,831	1,144,101,334	4,673,653,950
KHR	232,578,796	936,129,654	250,693,026	1,024,081,011
THB	-	-	-	-
	<u>892,314,903</u>	<u>3,591,567,485</u>	<u>1,394,794,360</u>	<u>5,697,734,961</u>

b) By relationship

	As at 31 December 2024		As at 31 December 2023	
	US\$	KHR'000	US\$	KHR'000
Non-related parties	326,891,460	1,315,738,127	764,129,263	3,121,468,040
Related parties	565,423,443	2,275,829,358	630,665,097	2,576,266,921
	<u>892,314,903</u>	<u>3,591,567,485</u>	<u>1,394,794,360</u>	<u>5,697,734,961</u>

KB PRASAC BANK PLC.

**NOTES TO THE FINANCIAL STATEMENTS
FOR THE YEAR ENDED 31 DECEMBER 2024**

15. BORROWINGS (continued)

c) Changes in liabilities arising from financing activities – borrowings

	As at 31 December 2024		As at 31 December 2023	
	US\$	KHR'000	US\$	KHR'000
<i>Principal amount</i>				
At 1 January	1,381,324,112	5,642,708,998	965,576,466	3,975,278,311
Addition	427,683,307	1,741,098,743	781,383,461	3,211,486,025
Increase under legal merger with KBC	-	-	350,000,000	1,438,500,000
Repayment of principal	(932,267,751)	(3,795,262,013)	(667,206,103)	(2,742,217,083)
Repayment to be cleared	-	-	(49,750,000)	(204,472,500)
Exchange difference	7,285,642	29,659,847	1,320,288	5,426,384
Currency translation differences	-	(60,003,702)	-	(41,292,139)
At the end of the year	<u>884,025,310</u>	<u>3,558,201,873</u>	<u>1,381,324,112</u>	<u>5,642,708,998</u>
<i>Interest payables</i>				
At 1 January	13,470,248	55,025,963	5,682,959	23,396,742
Change during the year	96,512,491	392,902,351	109,626,708	450,565,770
Increase under legal merger with KBC	-	-	3,742,924	15,383,418
Interest payments	(96,271,950)	(391,923,107)	(103,327,235)	(424,674,936)
Repayment to be cleared	-	-	(2,262,493)	(9,298,846)
Exchange difference	(5,421,196)	-	7,385	30,352
Currency translation	-	(22,639,595)	-	(376,537)
At the end of the year	<u>8,289,593</u>	<u>33,365,612</u>	<u>13,470,248</u>	<u>55,025,963</u>

d) Annual interest rates for borrowings are as follows:

	As at 31 December 2024	As at 31 December 2023
Term loans		
USD	2.00% - 9.43%	2.00% - 10.05%
KHR	2.00% - 7.50%	2.00% - 8.05%
THB	N/A	N/A

16. INCOME TAX PAYABLE

	As at 31 December 2024		As at 31 December 2023	
	US\$	KHR'000	US\$	KHR'000
<i>Current</i>				
At the beginning of the year	22,538,754	92,070,810	41,048,919	168,998,400
Current tax	13,438,307	54,707,348	28,290,655	116,274,592
Increase under legal merger with KBC	-	-	441,128	1,834,210
Income tax paid	(29,336,339)	(119,428,236)	(47,241,948)	(194,164,406)
Currency translation differences	-	(621,016)	-	(871,986)
	<u>6,640,722</u>	<u>26,728,906</u>	<u>22,538,754</u>	<u>92,070,810</u>

KB PRASAC BANK PLC.

**NOTES TO THE FINANCIAL STATEMENTS
FOR THE YEAR ENDED 31 DECEMBER 2024**

17. PROVISION FOR EMPLOYEE BENEFITS

	As at 31 December 2024		As at 31 December 2023	
	US\$	KHR'000	US\$	KHR'000
Severance payment obligation	519,296	2,090,166	411,731	1,681,921
	<u>519,296</u>	<u>2,090,166</u>	<u>411,731</u>	<u>1,681,921</u>

18. OTHER LIABILITIES

	As at 31 December 2024		As at 31 December 2023	
	US\$	KHR'000	US\$	KHR'000
<i>Current</i>				
Accrued expenses	3,752,471	15,103,696	3,593,655	14,680,081
Accrued bonuses and incentives	3,612,034	14,538,437	1,158,987	4,734,462
Withholding taxes	2,042,843	8,222,443	3,162,286	12,917,938
Tax on salary	1,127,470	4,538,067	1,646,732	6,726,900
Account payable	1,067,129	4,295,194	1,297,652	5,300,908
Others	25,622	103,128	12,292	50,213
	<u>11,627,569</u>	<u>46,800,965</u>	<u>10,871,604</u>	<u>44,410,502</u>

19. SUBORDINATED DEBTS

	As at 31 December 2024		As at 31 December 2023	
	US\$	KHR'000	US\$	KHR'000
Principal	29,855,320	120,167,663	50,206,058	205,091,747
Interest payable	359,333	1,446,315	598,306	2,444,080
	<u>30,214,653</u>	<u>121,613,978</u>	<u>50,804,364</u>	<u>207,535,827</u>
Current	10,359,333	41,696,315	-	-
Non-current	19,855,320	79,917,663	50,804,364	207,535,827
	<u>30,214,653</u>	<u>121,613,978</u>	<u>50,804,364</u>	<u>207,535,827</u>
Foreign lenders (non-related parties)	-	-	10,572,075	43,186,926
Related parties	30,214,653	121,613,978	40,232,289	164,348,901
	<u>30,214,653</u>	<u>121,613,978</u>	<u>50,804,364</u>	<u>207,535,827</u>

These subordinated debts which are repayable based on the agreed schedules stated in each loan agreements. The subordinated debt from shareholder was approved by the NBC such that it can be included as Tier 2 Capital for purpose of net worth calculation. There is only one subordinated debt outstanding with interest rate at 8.95% (2023: 6.98% to 8.95%) during the year.

KB PRASAC BANK PLC.
**NOTES TO THE FINANCIAL STATEMENTS
FOR THE YEAR ENDED 31 DECEMBER 2024**
19. SUBORDINATED DEBTS (continued)

Changes in liabilities arising from financing activities – Subordinated debts

	As at 31 December 2024		As at 31 December 2023	
	US\$	KHR'000	US\$	KHR'000
<i>Principal amount</i>				
At 1 January	50,206,058	205,091,747	88,641,367	364,936,508
Repayments	(20,500,000)	(83,455,500)	(38,500,000)	(158,235,000)
Exchange differences	149,262	607,646	64,691	265,880
Currency translation	-	(2,076,230)	-	(1,875,641)
At the end of the year	<u>29,855,320</u>	<u>120,167,663</u>	<u>50,206,058</u>	<u>205,091,747</u>
<i>Interest payables</i>				
At 1 January	598,306	2,444,080	1,036,060	4,265,459
Charge during the year	4,156,387	16,920,651	7,673,985	31,540,078
Interest payments	(4,395,360)	(17,893,511)	(8,111,739)	(33,339,247)
Currency translation	-	(24,905)	-	(22,210)
At the end of the year	<u>359,333</u>	<u>1,446,315</u>	<u>598,306</u>	<u>2,444,080</u>

20. SHARE CAPITAL

There were no changes in the registered and paid up share capital of the Bank during the year.

The total authorised amount of share capital comprises 600 million shares as at 31 December 2024 (2023: 600 million shares) with a par value of US\$1 per share (2023: US\$1 per share). All issued shares have been fully paid for.

	As at 31 December 2024			As at 31 December 2023		
	US\$	KHR'000	%	US\$	KHR'000	%
Kookmin Bank Co, Ltd.	<u>600,000,000</u>	<u>2,400,000,000</u>	100%	<u>600,000,000</u>	<u>2,400,000,000</u>	100%

21. RESERVE

The central bank issued letter No. B7-023-2377 Chor. Tor dated 30 October 2023 approving the inclusion of equity transferred from Kookmin Bank Cambodia Plc. (as the result of merger) into reserves, other than revaluation reserves. The initial approved amount was US\$112,675,751. On 30 July 2024, the central bank issued letter No. B7.024.1521 Chor. Tor approved the change of the initial approved amount to US\$91,944,796. As at 31 December 2024 and 31 December 2023, US\$91,944,796 was maintained as the reserves.

22. REGULATORY RESERVES

	As at 31 December 2024		As at 31 December 2023	
	US\$	KHR'000	US\$	KHR'000
Balance at beginning of the year	4,546,626	18,068,117	31,872,927	129,696,057
Transfers from/(to) retained earnings	38,106,379	153,378,175	(27,326,301)	(111,627,940)
Currency translation differences	-	-	-	-
Balance at the end of the year	<u>42,653,005</u>	<u>171,446,292</u>	<u>4,546,626</u>	<u>18,068,117</u>

KB PRASAC BANK PLC.
**NOTES TO THE FINANCIAL STATEMENTS
FOR THE YEAR ENDED 31 DECEMBER 2024**
23. NET INTEREST INCOME

	For the year ended 31 December 2024		For the year ended 31 December 2023	
	US\$	KHR'000	US\$	KHR'000
<i>Interest income from financial assets at amortised cost:</i>				
Loans and advances	701,212,848	2,854,637,504	665,062,248	2,733,405,840
Deposits and placements with banks	2,694,607	10,969,745	1,553,086	6,383,183
Deposits and placements with National Bank of Cambodia	885,606	3,605,302	1,097,289	4,509,858
Total interest income	<u>704,793,061</u>	<u>2,869,212,551</u>	<u>667,712,623</u>	<u>2,744,298,881</u>
<i>Interest expense on financial liabilities at amortised cost:</i>				
Deposits from customers	(226,090,315)	(920,413,672)	(195,042,924)	(801,626,418)
Deposit from other banks	(5,879,997)	(23,937,468)	(4,470,080)	(18,372,029)
Borrowings	(96,512,491)	(392,902,351)	(109,626,708)	(450,565,770)
Subordinated debts	(4,156,387)	(16,920,651)	(7,673,985)	(31,540,078)
Debt securities	-	-	(773,136)	(3,177,589)
Lease liabilities	(1,591,962)	(6,480,878)	(1,500,528)	(6,167,170)
Total interest expense	<u>(334,231,152)</u>	<u>(1,360,655,020)</u>	<u>(319,087,361)</u>	<u>(1,311,449,054)</u>
Net interest income	<u>370,561,909</u>	<u>1,508,557,531</u>	<u>348,625,262</u>	<u>1,432,849,827</u>

24. NET FEE AND COMMISSION INCOME

	For the year ended 31 December 2024		For the year ended 31 December 2023	
	US\$	KHR'000	US\$	KHR'000
<i>Fee and commission income:</i>				
Fee income from loans	-	-	215,844	887,119
Local remittance and services	1,792,691	7,298,045	1,609,155	6,613,627
Total fee and commission income	<u>1,792,691</u>	<u>7,298,045</u>	<u>1,824,999</u>	<u>7,500,746</u>
Borrowing service charges	(2,295,439)	(9,344,732)	(2,472,436)	(10,161,712)
Bank charges	(1,041,194)	(4,238,701)	(200,608)	(824,499)
Others fee expense	(3,793)	(15,441)	(1,689)	(6,942)
Total fee and commission expense	<u>(3,340,426)</u>	<u>(13,598,874)</u>	<u>(2,674,733)</u>	<u>(10,993,153)</u>
Net fee and commission income	<u>(1,547,735)</u>	<u>(6,300,829)</u>	<u>(849,734)</u>	<u>(3,492,407)</u>

KB PRASAC BANK PLC.

**NOTES TO THE FINANCIAL STATEMENTS
FOR THE YEAR ENDED 31 DECEMBER 2024**

25. CREDIT IMPAIRMENT LOSSES

	For the year ended 31 December 2024		For the year ended 31 December 2023	
	US\$	KHR'000	US\$	KHR'000
<i>Expected Credit Loss (ECL)/ (Reversal):</i>				
Loans and advances to customers	127,631,762	519,588,903	127,845,934	525,446,789
Deposits and placements with other banks	71,505	291,097	(70,643)	(290,343)
Other assets	15,450	62,897	(16,723)	(68,732)
Off-balance sheet item	6,945	28,273	(479,524)	(1,970,844)
Other	586	2,386	-	-
	<u>127,726,248</u>	<u>519,973,556</u>	<u>127,279,044</u>	<u>523,116,870</u>
Recovery on loans previously written off	<u>(5,054,125)</u>	<u>(20,575,343)</u>	<u>(4,176,176)</u>	<u>(17,164,083)</u>
	<u>122,672,123</u>	<u>499,398,213</u>	<u>123,102,868</u>	<u>505,952,787</u>

26. PERSONNEL EXPENSES

	For the year ended 31 December 2024		For the year ended 31 December 2023	
	US\$	KHR'000	US\$	KHR'000
Salaries	68,372,571	278,344,737	63,203,455	259,766,200
Incentives and bonuses	18,735,445	76,271,997	16,024,491	65,860,658
Employee benefits	5,192,093	21,137,011	4,220,796	17,347,472
Employee social welfare fund expenses	1,333,073	5,426,940	1,949,650	8,013,062
Staff uniform	738,735	3,007,390	714,145	2,935,136
Medical expenses	80,664	328,383	91,217	374,902
Other staff benefits	683,690	2,783,301	539,888	2,218,939
	<u>95,136,271</u>	<u>387,299,759</u>	<u>86,743,642</u>	<u>356,516,369</u>

27. DEPRECIATION AND AMORTISATION CHARGES

	For the year ended 31 December 2024		For the year ended 31 December 2023	
	US\$	KHR'000	US\$	KHR'000
Depreciation of property and equipment (note 8)	4,223,380	17,193,380	2,351,402	9,664,262
Amortisation of intangible assets (note 10)	2,845,858	11,585,488	298,396	1,226,408
Depreciation charge of right-of-use assets (note 9.ii)	<u>5,719,231</u>	<u>23,282,989</u>	<u>5,046,842</u>	<u>20,742,520</u>
	<u>12,788,469</u>	<u>52,061,857</u>	<u>7,696,640</u>	<u>31,633,190</u>

KB PRASAC BANK PLC.

**NOTES TO THE FINANCIAL STATEMENTS
FOR THE YEAR ENDED 31 DECEMBER 2024**

28. OTHER OPERATING EXPENSES

	For the year ended 31 December 2024		For the year ended 31 December 2023	
	US\$	KHR'000	US\$	KHR'000
Fuel costs	5,079,735	20,679,601	4,990,185	20,509,660
Maintenance	3,798,823	15,465,008	3,089,687	12,698,614
Marketing and promotions	2,486,638	10,123,103	1,485,557	6,105,639
Utilities	1,760,452	7,166,800	1,413,761	5,810,558
Printing and stationery	1,462,698	5,954,644	1,222,579	5,024,800
Professional fees	1,305,074	5,312,956	3,510,561	14,428,406
Transportation expense to leases of low-value assets	1,198,272	4,878,165	1,168,712	4,803,406
License fees	1,158,860	4,717,719	597,179	2,454,406
Communications	1,149,924	4,681,341	1,066,772	4,384,433
Other tax expenses	888,709	3,617,934	927,479	3,811,939
Per diem and travelling	368,401	1,499,760	356,793	1,466,419
Office supplies	366,246	1,490,987	394,847	1,622,821
Rental expense related to short-term lease and lease of low-value assets	354,107	1,441,570	448,643	1,843,923
Stamp Tax	336,339	1,369,236	284,073	1,167,540
Training	315,904	1,286,045	298,277	1,225,918
Transportation	274,244	1,116,447	195,181	802,194
Donation	171,214	697,012	647,950	2,663,075
Entertainment expense	122,893	500,297	247,714	1,018,105
Bank charges	58,632	238,691	342,049	1,405,821
Others expenses	764,027	3,110,357	985,807	4,051,666
	23,421,192	95,347,673	23,673,806	97,299,343

Audit fee information

The following fees were paid or are payable to PricewaterhouseCoopers (Cambodia) Ltd.

	For the year ended 31 December 2024		For the year ended 31 December 2023	
	US\$	KHR'000	US\$	KHR'000
Statutory audit	159,364	648,771	114,000	468,540
Assurance engagements				
Special purpose financial statements audit	-	-	60,000	246,600
Quarter 1 ending 31 March 2023 review	-	-	18,500	76,035
	159,364	648,771	192,500	791,175

KB PRASAC BANK PLC.

**NOTES TO THE FINANCIAL STATEMENTS
FOR THE YEAR ENDED 31 DECEMBER 2024**

29. INCOME TAX EXPENSE

a) Income tax expense

	For the year ended 31 December 2024		For the year ended 31 December 2023	
	US\$	KHR'000	US\$	KHR'000
Current income tax	13,438,307	54,707,348	28,731,783	118,087,628
Deferred income tax	10,838,116	44,121,970	(6,311,390)	(25,939,813)
	<u>24,276,423</u>	<u>98,829,318</u>	<u>22,420,393</u>	<u>92,147,815</u>

b) Reconciliation between income tax expenses and accounting profit

	For the year ended 31 December 2024		For the year ended 31 December 2023	
	US\$	KHR'000	US\$	KHR'000
Profit before income tax	120,041,184	488,687,660	109,340,977	449,391,415
Effective tax rate at 20%	24,008,237	97,737,533	21,868,195	89,878,281
<i>Tax effects in respect of:</i>				
Expenses not deductible for tax purposes	219,974	895,514	552,198	2,269,534
Tax reassessment on the current income tax of previous years	48,212	196,271	-	-
Income tax expenses	<u>24,276,423</u>	<u>98,829,318</u>	<u>22,420,393</u>	<u>92,147,815</u>

Under the Cambodian tax regulations, the Bank is subject to 20% Income Tax.

c) Other matters

Taxes are calculated on the basis of current interpretation of the tax regulations enacted as at reporting date. The management periodically evaluates positions taken in tax returns with respect to situations in which applicable tax regulation is subjected to interpretation. It establishes provisions where appropriate on the basis of amounts expected to be paid to the tax authorities.

However, these regulations are subject to periodic variation and the ultimate determination of tax liabilities will be made following inspection by the tax authorities. Where the final tax outcome of these matters is different from the amounts initially recorded, such differences will impact the taxes liabilities and balances in the period in which the determination is made.

KB PRASAC BANK PLC.
**NOTES TO THE FINANCIAL STATEMENTS
FOR THE YEAR ENDED 31 DECEMBER 2024**
30. CASH AND CASH EQUIVALENTS

	As at 31 December 2024		As at 31 December 2023	
	US\$	KHR '000	US\$	KHR '000
Cash on hand	101,026,944	406,633,450	114,593,282	468,113,557
<i>Deposits and placements with National Bank of Cambodia:</i>				
Current accounts	79,603,648	320,404,683	90,982,203	371,662,299
Term deposits (original term of three months or less)	-	-	2,530,318	10,336,349
<i>Deposits and placements with the other banks:</i>				
Current accounts	7,635,563	30,733,141	17,101,048	69,857,781
Savings accounts	189,349	762,130	739,736	3,021,822
Term deposits (original term of three months or less)	85,049,602	342,324,648	-	-
Cash and cash equivalents	<u>273,505,106</u>	<u>1,100,858,052</u>	<u>225,946,587</u>	<u>922,991,808</u>

31. CASHFLOW INFORMATION
a) Cash flow from operations

	For the year ended 31 December 2024		For the year ended 31 December 2023	
	US\$	KHR'000	US\$	KHR'000
Profit for before income tax	120,041,184	488,687,660	109,340,977	449,391,416
<i>Adjustments for:</i>				
Depreciation and amortisation charges (Note 27)	12,788,469	52,061,857	7,696,640	31,633,190
Non-cash adjustments for PPE/IA	(70,668)	(287,689)	-	-
Credit impairment loss	122,672,123	499,398,213	123,102,868	505,952,787
Loss on disposal of property and equipment	60,013	244,313	8,670	35,634
Gain on early terminate and modification of lease contract	(35,661)	(145,176)	(269,623)	(1,108,151)
Non-cash employee benefits expenses	4,469,001	18,193,303	4,220,796	17,347,472
Unrealised gain/loss	(4,826,322)	(19,647,957)	(2,451,712)	(10,076,537)
Net Interest income (Note 23)	(370,561,909)	(1,508,557,531)	(348,625,262)	(1,432,849,827)
<i>Changes in working capital:</i>				
Statutory deposits	84,056,065	342,192,241	(116,912,764)	(480,511,460)
Loans and advances	(130,497,368)	(531,254,785)	(317,468,154)	(1,304,794,113)
Other assets	3,189,904	12,986,099	(2,934,136)	(12,059,299)
Deposits from banks and other financial institutions	(2,281,141)	(9,286,525)	20,145,061	82,796,201
Deposits from customers	418,135,299	1,702,228,802	222,071,980	912,715,838
Other liabilities	755,965	3,077,534	(2,589,444)	(10,642,615)
Cash generated from / (used in) operations	<u>257,894,954</u>	<u>1,049,890,359</u>	<u>(304,664,103)</u>	<u>(1,252,169,464)</u>

KB PRASAC BANK PLC.

**NOTES TO THE FINANCIAL STATEMENTS
FOR THE YEAR ENDED 31 DECEMBER 2024**

31. CASHFLOW INFORMATION (continued)

b) Net debt reconciliation

	As at 31 December 2024		As at 31 December 2023	
	US\$	KHR '000	US\$	KHR '000
Net debt				
Cash and cash equivalents	273,505,106	1,100,858,052	225,946,587	922,991,808
Borrowings	(892,314,903)	(3,591,567,485)	(1,394,794,360)	(5,697,734,961)
Subordinated debts	(30,214,653)	(121,613,978)	(50,804,364)	(207,535,827)
Lease liabilities	(20,505,975)	(82,536,549)	(19,922,591)	(81,383,784)
Net debt	<u>(669,530,425)</u>	<u>(2,694,859,960)</u>	<u>(1,239,574,728)</u>	<u>(5,063,662,764)</u>
Cash and liquid investments	273,505,106	1,100,858,052	225,946,587	922,991,808
Gross debt – fixed interest rates	(353,673,244)	(1,423,534,807)	(29,605,235)	(120,937,385)
Gross debt – variable interest rates	<u>(589,362,287)</u>	<u>(2,372,183,205)</u>	<u>(1,435,916,080)</u>	<u>(5,865,717,187)</u>
Net debt	<u>(669,530,425)</u>	<u>(2,694,859,960)</u>	<u>(1,239,574,728)</u>	<u>(5,063,662,764)</u>

KB PRASAC BANK PLC.

NOTES TO THE FINANCIAL STATEMENTS
FOR THE YEAR ENDED 31 DECEMBER 2024

31. CASHFLOW INFORMATION (continued)

b) Net debt reconciliation (continued)

	Borrowings US\$	Subordinated debt US\$	Debt securities US\$	Lease liabilities US\$	Sub-total US\$	Cash and cash equivalents US\$	Total US\$
Net debt as at 1 January 2023							
Cash flows	(971,259,425)	(89,677,427)	(31,168,428)	(18,973,227)	(1,111,078,507)	198,393,513	(912,684,994)
New leases	(114,177,358)	38,500,000	30,911,300	4,638,970	(40,127,088)	27,553,074	(12,574,014)
Foreign exchange differences	-	-	-	(5,066,817)	(5,066,817)	-	(5,066,817)
Other changes - non cash	(1,320,288)	(64,691)	(144,175)	(114,988)	(1,644,142)	-	(1,644,142)
	(308,037,289)	437,754	401,303	(406,529)	(307,604,761)	-	(307,604,761)
Net debt as at 31 December 2023	(1,394,794,360)	(50,804,364)	-	(19,922,591)	(1,465,521,315)	225,946,587	(1,239,574,728)
In KHR '000 equivalent	(5,697,734,961)	(207,535,827)	-	(81,383,784)	(5,986,654,572)	922,991,808	(5,063,662,764)
Net debt as at 1 January 2024							
Cash flows	(1,394,794,360)	(50,804,364)	-	(19,922,591)	(1,465,521,315)	225,946,587	(1,239,574,728)
New leases	504,584,444	20,500,000	-	5,828,093	530,912,537	47,558,519	578,471,056
Foreign exchange differences	-	-	-	(6,723,077)	(6,723,077)	-	(6,723,077)
Other changes - non cash	(7,285,642)	(149,262)	-	(339,795)	(7,774,699)	-	(7,774,699)
	5,180,655	238,973	-	651,395	6,071,023	-	6,071,023
Net debt as at 31 December 2024	(892,314,903)	(30,214,653)	-	(20,505,975)	(943,035,531)	273,505,106	(669,530,425)
In KHR '000 equivalent	(3,591,567,485)	(121,613,978)	-	(82,536,549)	(3,795,718,012)	1,100,858,052	(2,694,859,960)

KB PRASAC BANK PLC.**NOTES TO THE FINANCIAL STATEMENTS
FOR THE YEAR ENDED 31 DECEMBER 2024****32. COMMITMENTS AND CONTINGENT LIABILITIES****a) Loan commitments**

Contractual amounts arising from off-balance sheet financial instruments that the Bank committed to extend credit to customers are as follows:

	As at 31 December 2024		As at 31 December 2023	
	US\$	KHR '000	US\$	KHR '000
Unused portion of overdrafts	1,875,706	7,549,717	3,145,352	12,848,763
Guarantees	8,819,233	35,497,413	2,371,315	9,686,822
Net exposure	<u>10,694,939</u>	<u>43,047,130</u>	<u>5,516,667</u>	<u>22,535,585</u>

b) Lease commitment

Lease commitments for low-value assets and short-term leases are immaterial.

c) Tax contingent liabilities

As at 31 December 2024, the Bank has tax contingent liabilities of KHR95,097,122,857 (US\$23,626,614).

The General Department of Taxation (GDT) issued a comprehensive tax reassessment on 14 January 2025 for the tax audit period from 1 January 2020 to 31 December 2021. The reassessed amount includes withholding taxes, additional taxes and interest totalling KHR95,097,122,857 (US\$23,626,614).

On 5 March 2025, the Bank filed an objection letter to the GDT. There had not been a response from the GDT yet.

The Bank did not recognise this amount as liabilities but disclosed as tax contingent liabilities. It is subject to the interpretation of the tax regulations. The management consulted their tax consultants and assessed that it is not probable that the Bank will pay the amount, and timing and the final outflow cannot be reliably estimated. (Note 3)

33. RELATED PARTY TRANSACTIONS AND BALANCES

The Bank entered into a number of transactions with related parties in the normal course of business. The volumes of related party transactions, outstanding balance at the year end and relating expenses and income for the year are as follows:

a) Related parties and relationship

The related parties of and their relationship with the Bank are as follows:

Relationship	Related party
Ultimate parent	KB FINANCIAL GROUP INC.
Immediate parent	Kookmin Bank Co, Ltd.
Related company	KB Daehan Specialised Bank Plc. KB Bank Myanmar Co., Ltd.
Key management personnel	All directors of the Bank who make critical decisions in relation to the strategic direction of the Bank and senior management staff (including their close family members)

KB PRASAC BANK PLC.

**NOTES TO THE FINANCIAL STATEMENTS
FOR THE YEAR ENDED 31 DECEMBER 2024**

33. RELATED PARTY TRANSACTIONS AND BALANCES (continued)

b) Loans and advances to key management personnel

	As at 31 December 2024		As at 31 December 2023	
	US\$	KHR'000	US\$	KHR'000
Loans to key management personnel	1,707,561	6,872,933	818,519	3,343,650
	For the year ended 31 December 2024		For the year ended 31 December 2023	
	US\$	KHR'000	US\$	KHR'000
Interest income	111,140	452,451	61,415	252,416

Loans and advances to key management personnel are secured and having interest rate of 4.10% to 8.40% per annum (2023: 4.10% to 10.80% per annum). Allowances for expected credit losses for loans to related parties recognised during the year of US\$ 1,239 (31 December 2023: US\$ 3,279).

c) Borrowings from parent and related companies

	As at 31 December 2024		As at 31 December 2023	
	US\$	KHR'000	US\$	KHR'000
<i>Outstanding borrowings</i>				
Kookmin Bank Co, Ltd.	565,423,443	2,275,829,358	630,665,097	2,576,266,921
	<u>565,423,443</u>	<u>2,275,829,358</u>	<u>630,665,097</u>	<u>2,576,266,921</u>
	For the year ended 31 December 2024		For the year ended 31 December 2023	
	US\$	KHR'000	US\$	KHR'000
<i>Interest expense</i>				
Kookmin Bank Co. Ltd	39,331,978	160,120,482	42,722,378	175,588,974
	<u>39,331,978</u>	<u>160,120,482</u>	<u>42,722,378</u>	<u>175,588,974</u>

Please refer to Note 15 for key terms and conditions.

d) Subordinated debts from parent

	As at 31 December 2024		As at 31 December 2023	
	US\$	KHR'000	US\$	KHR'000
<i>Outstanding subordinated debts</i>				
Kookmin Bank Hong Kong Branch	30,214,653	121,613,978	40,232,289	164,348,901
	<u>30,214,653</u>	<u>121,613,978</u>	<u>40,232,289</u>	<u>164,348,901</u>
	For the year ended 31 December 2024		For the year ended 31 December 2023	
	US\$	KHR'000	US\$	KHR'000
<i>Interest expense</i>				
Kookmin Bank Hong Kong Branch	3,501,809	14,255,864	4,402,132	18,092,763
	<u>3,501,809</u>	<u>14,255,864</u>	<u>4,402,132</u>	<u>18,092,763</u>

Please refer to Note 19 for key terms and conditions.

KB PRASAC BANK PLC.

**NOTES TO THE FINANCIAL STATEMENTS
FOR THE YEAR ENDED 31 DECEMBER 2024**

33. RELATED PARTY TRANSACTIONS AND BALANCES (continued)

e) Deposits from related parties

	As at 31 December 2024		As at 31 December 2023	
	US\$	KHR'000	US\$	KHR'000
Board of directors	13,820	55,626	74,627	304,851
Key management personnel	11,004,988	44,295,077	11,864,499	48,466,478
KB Daehan Specialized Bank Plc	10,949,267	44,070,800	374,006	1,527,815
KB Bank Myanmar Co., Ltd	4,333,595	17,442,720	23,127,290	94,474,980
Kookmin Bank Co. Ltd	1,330,965	5,357,134	-	-
Interest payable	146,012	587,698	543,034	2,218,294
	<u>27,778,647</u>	<u>111,809,055</u>	<u>35,983,456</u>	<u>146,992,418</u>
	For the year ended 31 December 2024		For the year ended 31 December 2023	
	US\$	KHR'000	US\$	KHR'000
<i>Interest expense</i>				
Board of directors	1,642	6,685	3,946	16,218
Key managements	853,265	3,473,642	667,518	2,743,499
KB Bank Myanmar Co., Ltd	1,152,238	4,690,761	1,059,622	4,355,046
	<u>2,007,145</u>	<u>8,171,088</u>	<u>1,731,086</u>	<u>7,114,763</u>

Annual interest rates during the year are as follows:

	31 December 2024		31 December 2023	
	Min	Max	Min	Max
Shareholders				
Board of directors				
Savings				
- KHR		N/A		1.50%
- USD	1.50%-2.50%		1.50%-2.50%	
Time Deposits				
- USD		7.50%		5.75%-8.25%
Key management personnel				
Savings				
- KHR	1.50%-3.50%		1.50%-2.50%	
- USD	1.50%-4.00%		1.50%-2.75%	
Time Deposits				
- KHR	6.25%-8.50%		6.00%-8.50%	
- USD	1.50%-8.25%		3.50%-8.25%	
Related companies				
Time Deposits				
- USD		5.00%		6.00%
Borrowing				
- KHR		N/A		N/A
- USD	5.49%-9.13%		6.48%-10.46%	

KB PRASAC BANK PLC.

**NOTES TO THE FINANCIAL STATEMENTS
FOR THE YEAR ENDED 31 DECEMBER 2024**

33. RELATED PARTY TRANSACTIONS AND BALANCES (continued)

f) Key management compensation

	For the year ended 31 December 2024		For the year ended 31 December 2023	
	US\$	KHR'000	US\$	KHR'000
Directors' fees	247,729	1,008,505	284,816	1,170,594
<i>Key management personnel</i>				
Management incentive – short term	1,158,737	4,717,218	2,356,423	9,684,899
Salaries and employee benefits – short term	7,084,577	28,841,313	8,176,118	33,603,845
	<u>8,243,314</u>	<u>33,558,531</u>	<u>10,532,541</u>	<u>43,288,744</u>

KB PRASAC BANK PLC.

**NOTES TO THE FINANCIAL STATEMENTS
FOR THE YEAR ENDED 31 DECEMBER 2024**

34. FINANCIAL RISK MANAGEMENT

The Bank's activities expose them to a variety of financial risks: credit risk, market risk (including currency risk, interest rate risk and price risk), and liquidity risk. Taking risk is core to the financial business, and the operational risks are the inevitable consequence of being in business.

The Bank does not use derivative financial instruments such as foreign exchange contracts and interest rate swaps to manage their risk exposure.

The financial assets and liabilities held by the Bank are as follows:

	As at 31 December 2024		As at 31 December 2023	
	US\$	KHR '000	US\$	KHR '000
Financial assets				
<i>Financial assets measured at amortised costs:</i>				
Cash on hand	101,026,944	406,633,450	114,593,282	468,113,557
Deposits and placements with National Bank of Cambodia	88,409,022	355,846,314	99,163,350	405,082,285
Deposits and placements with other banks	92,789,111	373,476,172	17,826,886	72,822,829
Loans and advances	4,925,632,585	19,825,671,154	4,906,047,296	20,041,203,204
Other financial assets	1,788,134	7,197,239	2,705,133	11,050,468
	<u>5,209,645,796</u>	<u>20,968,824,329</u>	<u>5,140,335,947</u>	<u>20,998,272,343</u>
Financial assets at fair value through other comprehensive income	53,755	216,364	53,755	219,589
Total financial assets	<u>5,209,699,551</u>	<u>20,969,040,693</u>	<u>5,140,389,702</u>	<u>20,998,491,932</u>
Financial liabilities				
<i>Financial liabilities measured at amortised cost:</i>				
Deposits from banks and other financial institutions	107,078,670	430,991,647	109,827,245	448,644,296
Deposits from customers	3,423,038,120	13,777,728,433	3,000,373,984	12,256,527,725
Borrowings	892,314,903	3,591,567,485	1,394,794,360	5,697,734,961
Debt securities	-	-	-	-
Lease liabilities	20,505,975	82,536,549	19,922,591	81,383,784
Subordinated debts	30,214,653	121,613,978	50,804,364	207,535,827
Other liabilities	8,457,256	34,040,455	6,062,586	24,765,664
Total financial liabilities	<u>4,481,609,577</u>	<u>18,038,478,547</u>	<u>4,581,785,130</u>	<u>18,716,592,257</u>

**NOTES TO THE FINANCIAL STATEMENTS
FOR THE YEAR ENDED 31 DECEMBER 2024**

34. FINANCIAL RISK MANAGEMENT (continued)

34.1 Credit risk

a) Credit risk measurement

Credit risk is the risk of suffering financial loss, should any of the Bank's customers, clients or market counterparties fail to fulfil their contractual obligations to the Bank. Credit risk arises from deposits and placements with the central bank, deposits and placements with other banks, loans and advances, other financial assets at amortised cost, and credit commitments. Credit exposure arises principally in lending activities. Credit risk is managed on a group basis.

Central bank has no historical loss, and with strong capacity to meet obligation in near term, expected credit loss for deposits and placements with the central bank are nil. Deposits and placements with other banks are considered to be low credit risk. The credit ratings of these assets are monitored for credit deterioration. Measurement for impairment is limited to 12-month expected credit loss. Other financial assets at amortised cost are monitored for its credit rating deterioration, and the measurement of impairment follows a three-stage approach in Note 34.1 (c).

For loans and advances and credit commitments, the estimation of credit exposure for risk management purposes requires the use of models, as the exposure varies with changes in market conditions, expected cash flows and the passage of time. The assessment of credit risk of a portfolio of assets entails further estimations as to the likelihood of default occurring, of the associated loss ratios and of default correlations between counterparties. The Bank measures credit risk using Probability of Default (PD), Exposure at Default (EAD) and Loss Given Default (LGD) for the purposes of measuring Expected Credit Loss under CIFRS 9.

b) Risk limit control and mitigation policies

The Bank operates and provide loans and advances to individuals or enterprises within the Kingdom of Cambodia. The Bank manages limits and control the concentration of credit risk whenever it is identified.

The Bank employs a range of policies and practices to mitigate credit risk. The most traditional of these is the taking of security in the form of collateral for loans and advances. The Bank implements guidelines on the acceptability of specific classes of collateral or credit risk mitigation. The principal collateral types as security for loans and advances are:

- mortgages over residential properties (land, building and other properties); and
- charges over business assets such as land and buildings

c) Impairment (expected credit loss), write-off, and modification of financial assets policies

The measurement of expected credit loss allowance under the CIFRS9's three-stage approach is to recognise lifetime expected credit loss allowance for financial instruments for which there has been a significant increase in credit risk since initial origination or is credit-impaired as at the reporting date. The financial instrument which has not undergone any significant deterioration in credit risk shall be recognised with 12-month expected credit loss allowance.

KB PRASAC BANK PLC.

**NOTES TO THE FINANCIAL STATEMENTS
FOR THE YEAR ENDED 31 DECEMBER 2024**

34. FINANCIAL RISK MANAGEMENT (continued)

34.1 Credit risk (continued)

- c) Impairment (expected credit loss), write-off, and modification of financial assets policies (continued)

Under the three-stage approach, the financial instrument is allocated into three stages based on the relative movement in the credit risk.

- Stage 1 includes financial instruments that neither have a significant increase in credit risk since initial recognition nor credit-impaired as at reporting date. For these assets, 12-month expected credit loss allowance are recognised.
- Stage 2 includes financial instruments that have had a significant increase in credit risk since initial recognition but do not have objective evidence of impairment. For these assets, lifetime expected credit loss allowance are recognised.
- Stage 3 includes financial instruments that have objective evidence of impairment at the reporting date. For these assets, lifetime expected credit loss allowance are recognised.
- Purchased or originated credit-impaired financial assets are those financial assets that are credit-impaired on initial recognition. Their expected credit loss allowance is always measured on a lifetime basis (Stage 3).

The key judgements and assumptions adopted by the Bank in addressing the requirements of the standard on the measurement of allowances are:

- (i) Significant increase in credit risk (SICR):

The assessment of SICR shall be a multifactor and holistic analysis and based on a mixture of quantitative and/or qualitative information. To determine whether the risk of default of a loan/financing has increased significantly since initial recognition, the current risk of default at the reporting date is compared with the risk of default at initial recognition. A borrower is considered to have credit risk increased significantly since initial recognition if past due is 30 days or more.

- (ii) Definition of default and credit-impaired assets

The Bank defines a financial instrument as in default which is also credit-impaired when it meets one of the following criteria:

- The borrower/obligor is 90 days past due or more on its contractual payments.
- The loan is forced impaired due to various reasons, such as bankruptcy, significant financial difficulty, etc. In the event where a loan is not in default or past due but force impaired, the loan shall be classified as impaired upon approval by the management.
- Restructuring and rescheduling of a loan facility involves any substantial modification made to the original repayment terms and conditions of the loan facility following an increase in the credit risk of an obligor/counterparty.
- When an obligor/counterparty has multiple loans with the Bank and cross default obligation applies, an assessment of provision is required under which default of one debt obligation triggers default on another debt obligation (cross default). Where there is no right to set off clause is available, assessment of provision needs to be performed on individual loan level instead of consolidated obligor/counterparty level.
- Write-off/charged-off accounts.

**NOTES TO THE FINANCIAL STATEMENTS
FOR THE YEAR ENDED 31 DECEMBER 2024**

34. FINANCIAL RISK MANAGEMENT (continued)

34.1 Credit risk (continued)

c) Impairment (expected credit loss), write-off, and modification of financial assets policies (continued)

(iii) Measuring ECL - Explanation of inputs, assumptions and estimation techniques

The Expected Credit Loss (ECL) is measured on either a 12-month (12M) or Lifetime basis depending on whether a significant increase in credit risk has occurred since initial recognition or whether an asset is considered to be credit-impaired. Expected credit losses are the discounted product of the Probability of Default (PD), Loss Given Default (LGD), and Exposure at Default (EAD), defined as follows:

- The PD represents the likelihood of a borrower defaulting on its financial obligation (as per Definition of default and credit-impaired above), either over the next 12 months (12M PD), or over the remaining lifetime (Lifetime PD) of the obligation.
- Loss Given Default (LGD) represents the Bank's expectation of the extent of loss on a defaulted exposure. LGD varies by type of counterparty, type and seniority of claim and availability of collateral or other credit support. LGD is a percentage loss per unit of exposure at the time of default (EAD). LGD is being the percentage of loss expected to be made if the default occurs over the remaining expected lifetime of the loan.
- EAD is based on the amounts the Bank expects to be owed at the time of default, over the next 12 months (12M EAD) or over the remaining lifetime (Lifetime EAD).

The ECL is determined by projecting the PD, LGD, and EAD for each future year and for each collective segment. These three components are multiplied together. This effectively calculates an ECL for each future year, which is then discounted back to the reporting date and summed. The discount rate used in the ECL calculation is the original effective interest rate or an approximation thereof.

The lifetime PD is developed by applying a maturity profile to the current 12M PD.

The 12-month and lifetime LGDs are determined based on the factors which impact the recoveries made post default.

The 12-month and lifetime EADs are determined based on the expected payment profile, which varies by product type. For amortising products and bullet repayment loans, this is based on the contractual repayments owed by the borrower over a 12-month or lifetime basis. This will also be adjusted for any expected overpayments made by a borrower.

The assumptions underlying the ECL calculation are monitored and reviewed periodically. There have been no significant changes in estimation techniques or significant assumptions made during the reporting year except for the change described in Note 34 c) (iv).

KB PRASAC BANK PLC.

**NOTES TO THE FINANCIAL STATEMENTS
FOR THE YEAR ENDED 31 DECEMBER 2024**

34. FINANCIAL RISK MANAGEMENT (continued)

34.1 Credit risk (continued)

c) Impairment (expected credit loss), write-off, and modification of financial assets policies (continued)

(iv) Forward-looking information incorporated in the ECL models

The estimation of ECL considers forward-looking information. The Bank has performed statistical analysis based on historical experience to identify the key economic variables impacting credit risk and expected credit losses for each portfolio.

The analysis is performed on PD to understand the impact changes in these variables have had historically on default rate. Historical economic variables for analysis are sourced from National Bank of Cambodia, International Monetary Fund and World Bank published data.

As at 31 December 2023 and as at 31 December 2024

The statistic regression analysis shows no relationship of these economic variables on historical default rate, which is a reflective relationship of the current economic condition.

The Bank assumed a certain correlation and applied a forward-looking scalar estimate on the historical probability of default and loss given default. The Bank has performed directional verification as a back-testing and assessed that the scalar is appropriate. The management assessed that the approach effectively absorb the credit risk for the recent economic condition.

MEVs for baseline, upside, and downside scenarios are computed by adjusting the baseline MEVs with plus/minus two standard deviation. A probability-weighted scenarios is then applied as the followings:

Probability weighted outcome			
PWO	Baseline	Upside	Downside
As at 31 December 2023	20%	20%	60%
As at 31 December 2024	20%	20%	60%

The Bank is to periodically perform statistical analysis and monitor its portfolio's circumstances.

Other forward-looking considerations not otherwise analysed within above, such as the impact of any regulatory, legislative or political changes, have also been considered, but are not deemed to have a material impact and therefore no adjustment has been made to the ECL for such factors.

Sensitivity analysis:

The most significant assumptions affecting the ECL allowance is the change in weightings determined for each of the economic scenarios.

The Bank is to periodically perform statistical analysis and monitor its portfolios's circumstances.

**NOTES TO THE FINANCIAL STATEMENTS
FOR THE YEAR ENDED 31 DECEMBER 2024**

34. FINANCIAL RISK MANAGEMENT (continued)

34.1 Credit risk (continued)

c) Impairment (expected credit loss), write-off, and modification of financial assets policies (continued)

(v) Grouping of exposure for ECL measured on collective basis

For expected credit loss provisions modelled on a collective basis, a grouping of exposures is performed on the basis of shared risk characteristics, such that risk exposures within a group are homogeneous.

In performing this grouping, there must be sufficient information for the group to be statistically credible. Where sufficient information is not available internally, the Bank has considered benchmarking internal/external supplementary data to use for modelling purposes. The appropriateness of groupings is monitored and reviewed on a periodic basis.

(vi) Write off policy

Write-off is usually taken when relevant recovery actions have been exhausted or further recovery is not economically feasible or justifiable. When a loan or debt instrument is deemed uncollectible, it is written off against the related allowance for impairment. Such loans are either written off in full or partially after taking into consideration the realisable value of collateral (if any) and when in the judgement of the management, there is no prospect of recovery. All write-offs must be approved by The Board of Directors or its delegated authorities.

(vii) Modification of loans

The Bank sometimes renegotiates or otherwise modifies the contractual cash flows of loans and advances to customers. When this happens, the Bank assess whether or not the new terms are substantially different to the original terms. The Bank does this by considering, among others, the following factors:

- If the borrower is in financial difficulty, whether the modification merely reduces the contractual cash flows to amounts the borrower is expected to be able to pay.
- Whether any substantial new terms are introduced, such as a profit share/equity-based return that substantially affects the risk profile of the loan.
- Significant extension of the loan term when the borrower is not in financial difficulty.
- Significant change in the interest rate.
- Change in the currency the loan is denominated in.
- Insertion of collateral, other security or credit enhancements that significantly affect the credit risk associated with the loan.

The risk of default of such loans after modification is assessed at the reporting date and compared with the risk under the original terms at initial recognition, when the modification is not substantial and so does not result in derecognition of the original loans. The Bank monitors the subsequent performance of modified assets. The Bank may determine that the credit risk has significantly improved after restructuring, so that the assets are moved from Stage 3 or Stage 2 (Lifetime ECL) to Stage 1 (12-month ECL).

KB PRASAC BANK PLC.

**NOTES TO THE FINANCIAL STATEMENTS
FOR THE YEAR ENDED 31 DECEMBER 2024**

34. FINANCIAL RISK MANAGEMENT (continued)

34.1 Credit risk (continued)

- d) Maximum exposures to credit risk before collateral held or other credit enhancements of the Bank are as follows:

	Maximum credit exposure US\$	Maximum credit exposure KHR '000
31 December 2023		
On-balance sheet items		
Deposits and placements with other banks	17,826,886	72,822,829
Loans and advances to customers	4,906,047,296	20,041,203,204
Other financial assets	2,705,133	11,050,469
Total	<u>4,926,579,315</u>	<u>20,125,076,502</u>
Off-balance sheet items		
Commitments	<u>3,145,352</u>	<u>12,848,763</u>
31 December 2024		
On-balance sheet items		
Deposits and placements with other banks	92,789,111	373,476,172
Loans and advances to customers	4,925,632,585	19,825,671,154
Other financial assets	1,788,134	7,197,239
Total	<u>5,020,209,830</u>	<u>20,206,344,565</u>
Off-balance sheet items		
Commitments	<u>1,875,706</u>	<u>7,549,717</u>

The above table represents a worst-case scenario of credit risk exposure to the Bank, since collateral held and/or other credit enhancement attached were not taken into account. For on-balance sheet assets, the exposures set out above are based on net carrying amounts. As shown above, 99.9% for the Bank (2023: 99.9%) of total maximum exposure is derived from deposits and placements with the central banks, deposits and placements with other banks, and loans and advances. While deposits and placements with the central bank and deposits and placements with other banks are low credit risk, management is confident of its ability to continue to control and sustain minimal exposure on credit risk resulting from the Bank's loans and advances due to the following:

- Most loans and advances are collateralised
- The Bank has a proper credit evaluation process in place for granting of loans and advances.

KB PRASAC BANK PLC.**NOTES TO THE FINANCIAL STATEMENTS
FOR THE YEAR ENDED 31 DECEMBER 2024****34. FINANCIAL RISK MANAGEMENT (continued)****34.1 Credit risk (continued)**

e) Credit quality of financial assets

Loans and advances and credit commitments

The Bank assesses credit quality of loans, advances and financing using NBC classification. Credit quality description is summarised as follows:

NBC classification	Days past due (DPD)	Credit Quality	Description
Standard	Short term: $0 \leq \text{DPD} \leq 14$ Long term: $0 \leq \text{DPD} < 30$	Standard monitoring	Obligors in this category exhibit strong capacity to meet financial commitment.
Special mention	Short term: $15 \leq \text{DPD} \leq 30$ Long term: $30 \leq \text{DPD} < 90$	Special monitoring	Obligors in this category have a fairly acceptable capacity to meet financial commitments.
Sub-standard	Short term: $31 \leq \text{DPD} \leq 60$ Long term: $90 \leq \text{DPD} < 180$		
Doubtful	Short term: $61 \leq \text{DPD} \leq 90$ Long term: $180 \leq \text{DPD} < 360$	Default/Credit impaired	Obligors are assessed to be impaired.
Loss	Short term: $\text{DPD} \geq 91$ Long term: $\text{DPD} \geq 360$		

Financial assets other than loans and advances and credit commitments

The credit quality of financial instruments other than loans, advances and financing are determined based on the ratings of counterparties as defined equivalent ratings of other international rating agencies as defined below:

Credit Quality	Description
Sovereign	Refer to financial assets issued by central banks or guarantees by central banks.
Investment grade	Refers to the credit quality of the financial asset that the issuer is able to meet payment obligation and exposure bondholder to low credit risk of default.
Non-investment grade	Refers to low credit quality of the financial asset that is highly exposed to default risk.
No rating	Refers to financial assets which are currently not assigned with ratings due to unavailability of ratings models.
Credit impaired	Refers to the asset that is being impaired.

KB PRASAC BANK PLC.

**NOTES TO THE FINANCIAL STATEMENTS
FOR THE YEAR ENDED 31 DECEMBER 2024**

34. FINANCIAL RISK MANAGEMENT (continued)

34.1 Credit risk (continued)

e) Credit quality of financial assets (continued)

Financial assets other than loans and advances and credit commitments (continued)

The following table shows an analysis of the credit exposure by credit quality and stages, together with the ECL allowance provision:

	12-month ECL US\$	Lifetime ECL not Credit- Impaired US\$	Lifetime ECL Credit- Impaired US\$	Total US\$
31 December 2024				
Deposits and placements with other banks				
Investment grade	87,577,951	-	-	87,577,951
Non-investment grade	-	-	-	-
No rating	5,296,563	-	-	5,296,563
Gross carrying amount	92,874,514	-	-	92,874,514
Loss allowance (ECL)	(85,403)	-	-	(85,403)
Net carrying amount	92,789,111	-	-	92,789,111
In KHR '000 equivalent	373,476,172	-	-	373,476,172
	12-month ECL US\$	Lifetime ECL not Credit- Impaired US\$	Lifetime ECL Credit- Impaired US\$	Total US\$
31 December 2023				
Deposits and placements with other banks				
Investment grade	16,950,564	-	-	16,950,564
Non-investment grade	-	-	-	-
No rating	890,220	-	-	890,220
Gross carrying amount	17,840,784	-	-	17,840,784
Loss allowance (ECL)	(13,898)	-	-	(13,898)
Net carrying amount	17,826,886	-	-	17,826,886
In KHR '000 equivalent	72,822,829	-	-	72,822,829

KB PRASAC BANK PLC.

**NOTES TO THE FINANCIAL STATEMENTS
FOR THE YEAR ENDED 31 DECEMBER 2024**

34. FINANCIAL RISK MANAGEMENT (continued)

34.1 Credit risk (continued)

e) Credit quality of financial assets (continued)

Financial assets other than loans and advances and credit commitments (continued)

The following table shows an analysis of the credit exposure by credit quality and stages, together with the ECL allowance provision:

	Stage 1 US\$	Stage 2 US\$	Stage 3 US\$	Total US\$
31 December 2024				
Loans and advances at amortised cost				
Standard monitoring	4,824,784,198	-	-	4,824,784,198
Special monitoring	-	34,945,900	-	34,945,900
Default	-	-	316,836,170	316,836,170
Gross carrying amount	4,824,784,198	34,945,900	316,836,170	5,176,566,268
Loss allowance (ECL)	(18,595,317)	(9,042,190)	(223,296,176)	(250,933,683)
Net carrying amount	4,806,188,881	25,903,710	93,539,994	4,925,632,585
In KHR '000 equivalent	19,344,910,246	104,262,433	376,498,475	19,825,671,154
	Stage 1 US\$	Stage 2 US\$	Stage 3 US\$	Total US\$
31 December 2023				
Loans and advances at amortised cost				
Standard monitoring	4,430,926,206	-	-	4,430,926,206
Special monitoring	-	441,243,616	-	441,243,616
Default	-	-	194,307,522	194,307,522
Gross carrying amount	4,430,926,206	441,243,616	194,307,522	5,066,477,344
Loss allowance (ECL)	(17,414,841)	(22,012,672)	(121,002,535)	(160,430,048)
Net carrying amount	4,413,511,365	419,230,944	73,304,987	4,906,047,296
In KHR '000 equivalent	18,029,193,925	1,712,558,406	299,450,872	20,041,203,203

KB PRASAC BANK PLC.
**NOTES TO THE FINANCIAL STATEMENTS
FOR THE YEAR ENDED 31 DECEMBER 2024**
34. FINANCIAL RISK MANAGEMENT (continued)
34.1 Credit risk (continued)
f) Loss allowance

Expected credit loss reconciliation – loans and advances to customers

	Stage 1 12-month ECL US\$	Stage 2 Lifetime ECL not Credit- Impaired US\$	Stage 3 Lifetime ECL Credit- Impaired US\$	Total US\$
Expected Credit Losses				
Loss allowance as at 1 January 2024	17,414,840	22,012,671	121,002,535	160,430,046
<i>Changes due to exposure:</i>				
Transfer to stage 1	9,259,688	(7,020,011)	(2,239,677)	-
Transfer to stage 2	(467,371)	866,518	(399,147)	-
Transfer to stage 3	(2,536,015)	(12,435,994)	14,972,009	-
Net remeasurement of loss allowance	(7,635,514)	6,339,275	126,815,742	125,519,503
New financial assets originated	5,721,028	1,184,598	2,692,831	9,598,457
Financial assets collected during the year	(3,161,339)	(1,904,867)	(2,419,990)	(7,486,196)
Written-off during the year	-	-	(37,128,127)	(37,128,127)
Loss allowance as at 31 December 2024	<u>18,595,317</u>	<u>9,042,190</u>	<u>223,296,176</u>	<u>250,933,683</u>
<i>In KHR'000 equivalent</i>	<u>74,846,151</u>	<u>36,394,815</u>	<u>898,767,109</u>	<u>1,010,008,075</u>

(*) This is the impact of the measurement of ECL due to changes in PD, LGD, and credit rating of obligors during the year arising from regular refreshing of inputs to models.

	Stage 1 12-month ECL US\$	Stage 2 Lifetime ECL not Credit- Impaired US\$	Stage 3 Lifetime ECL Credit- Impaired US\$	Total US\$
Gross carrying amount				
Gross carrying amount as at 1 January 2024	4,430,926,220	441,243,616	194,307,522	5,066,477,358
<i>Changes due to financial instruments recognised:</i>				
Transfer to stage 1	281,281,250	(277,116,979)	(4,164,271)	-
Transfer to stage 2	(25,826,729)	26,554,807	(728,078)	-
Transfer to stage 3	(102,461,329)	(65,398,064)	167,859,393	-
New financial assets originated	1,433,382,032	2,197,768	873,811	1,436,453,611
Financial assets collected during the year	(1,192,517,246)	(92,535,248)	(4,184,080)	(1,289,236,574)
Written-off during the year	-	-	(37,128,127)	(37,128,127)
Gross carrying amount as at 31 December 2024	<u>4,824,784,198</u>	<u>34,945,900</u>	<u>316,836,170</u>	<u>5,176,566,268</u>
<i>In KHR'000 equivalent</i>	<u>19,419,756,397</u>	<u>140,657,248</u>	<u>1,275,265,584</u>	<u>20,835,679,229</u>

KB PRASAC BANK PLC.
**NOTES TO THE FINANCIAL STATEMENTS
FOR THE YEAR ENDED 31 DECEMBER 2024**
34. FINANCIAL RISK MANAGEMENT (continued)
34.1 Credit risk (continued)
f) Loss allowance (continued)

Expected credit loss reconciliation – loans and advances to customers (continued)

	Stage 1	Stage 2	Stage 3	
	12-month	Lifetime ECL	Lifetime ECL	
	ECL	not Credit-	Credit-	
	US\$	Impaired	Impaired	Total
	US\$	US\$	US\$	US\$
Expected Credit Losses				
Loss allowance as at 1 January 2023	12,526,838	11,679,826	29,756,714	53,963,378
<i>Changes due to exposure:</i>				
Transfer to stage 1	624,023	(278,544)	(345,479)	-
Transfer to stage 2	(908,257)	1,580,984	(672,727)	-
Transfer to stage 3	(2,133,234)	(5,890,494)	8,023,728	-
Net remeasurement of loss allowance	2,346,324	8,827,886	102,904,053	114,078,263
New financial assets originated	7,671,485	8,445,691	5,701,926	21,819,102
Financial assets collected during the year	(3,578,206)	(2,619,299)	(2,439,395)	(8,636,900)
Increase under legal merger with KBC	865,868	266,622	3,155,570	4,288,060
Written-off during the year	-	-	(25,081,855)	(25,081,855)
Loss allowance as at 31 December 2023	<u>17,414,841</u>	<u>22,012,672</u>	<u>121,002,535</u>	<u>160,430,048</u>
<i>In KHR'000 equivalent</i>	<u>71,139,625</u>	<u>89,921,765</u>	<u>494,295,355</u>	<u>655,356,745</u>

(*) This is the impact of the measurement of ECL due to changes in PD, LGD, and credit rating of obligors during the year arising from regular refreshing of inputs to models.

	Stage 1	Stage 2	Stage 3	
	12-month	Lifetime ECL	Lifetime ECL	
	ECL	not Credit-	Credit-	
	US\$	Impaired	Impaired	Total
	US\$	US\$	US\$	US\$
Gross carrying amount				
Gross carrying amount as at 1 January 2023	4,063,756,210	232,790,029	53,538,925	4,350,085,164
<i>Changes due to financial instruments recognised:</i>				
Transfer to stage 1	1,926,074	(1,272,168)	(653,906)	-
Transfer to stage 2	(251,678,188)	252,900,615	(1,222,427)	-
Transfer to stage 3	(125,249,906)	(41,936,434)	167,186,340	-
New financial assets originated	1,502,577,503	63,245,252	453,233	1,566,275,988
Financial assets collected during the year	(1,161,107,860)	(67,316,053)	(4,432,379)	(1,232,856,292)
Increase under legal merger with KBC	400,702,373	2,832,375	4,519,591	408,054,339
Written-off during the year	-	-	(25,081,855)	(25,081,855)
Gross carrying amount as at 31 December 2023	<u>4,430,926,206</u>	<u>441,243,616</u>	<u>194,307,522</u>	<u>5,066,477,344</u>
<i>In KHR'000 equivalent</i>	<u>18,100,333,552</u>	<u>1,802,480,171</u>	<u>793,746,227</u>	<u>20,696,559,950</u>

KB PRASAC BANK PLC.

**NOTES TO THE FINANCIAL STATEMENTS
FOR THE YEAR ENDED 31 DECEMBER 2024**

34. FINANCIAL RISK MANAGEMENT (continued)

34.1 Credit risk (continued)

g) Concentration of financial assets with credit risk exposure

i. Industry sector

The following table provides a breakdown of the Bank's main credit exposure at their carrying amounts, as categorised by industry sector.

	Deposits and placements with other banks US\$	Loans and advances to customers US\$	Other assets US\$	Total US\$
31 December 2024				
Financial intermediaries	92,874,514	-	-	92,874,514
Trade and Commerce	-	1,272,071,560	-	1,272,071,560
Service	-	698,193,313	-	698,193,313
Real-estate Loans	-	771,240,621	-	771,240,621
Home Improvement	-	863,325,070	-	863,325,070
Agriculture	-	446,329,546	-	446,329,546
Auto Loan	-	350,468,630	-	350,468,630
Transportation	-	234,770,889	-	234,770,889
Construction	-	48,136,180	-	48,136,180
Personal Loan	-	441,288,531	-	441,288,531
Manufacture	-	50,741,928	-	50,741,928
Others	-	-	1,788,134	1,788,134
Total	92,874,514	5,176,566,268	1,788,134	5,271,228,916
Less: Expected credit loss	(85,403)	(250,933,683)	-	(251,019,086)
Net carrying amount	92,789,111	4,925,632,585	1,788,134	5,020,209,830
In KHR '000 equivalent	373,476,172	19,825,671,154	7,197,239	20,206,344,565
31 December 2023				
Financial intermediaries	17,840,784	-	-	17,840,784
Trade and Commerce	-	1,291,884,451	-	1,291,884,451
Service	-	980,647,134	-	980,647,134
Real-estate Loans	-	729,505,406	-	729,505,406
Home Improvement	-	719,608,709	-	719,608,709
Agriculture	-	579,337,096	-	579,337,096
Auto Loan	-	337,341,289	-	337,341,289
Transportation	-	241,478,409	-	241,478,409
Construction	-	68,067,724	-	68,067,724
Personal Loan	-	65,621,582	-	65,621,582
Manufacture	-	52,985,544	-	52,985,544
Others	-	-	2,705,133	2,705,133
Total	17,840,784	5,066,477,344	2,705,133	5,087,023,261
Less: Expected credit loss	(13,898)	(160,430,048)	-	(160,443,946)
Net carrying amount	17,826,886	4,906,047,296	2,705,133	4,926,579,315
In KHR '000 equivalent	72,822,829	20,041,203,204	11,050,468	20,125,076,501

KB PRASAC BANK PLC.

**NOTES TO THE FINANCIAL STATEMENTS
FOR THE YEAR ENDED 31 DECEMBER 2024**

34. FINANCIAL RISK MANAGEMENT (continued)

34.2 Market risk

The Bank takes exposure to market risk, which is the risk that the fair value or future cash flow of a financial instrument will fluctuate because of changes in market prices. Market risk arises from open positions in interest rates, currency and equity products, all of which are exposed to general and specific market movements and changes in the level of volatility of market rates or prices such as interest rates, credit spreads, foreign exchange rates and equity prices.

The Bank does not use derivative financial instruments such as foreign exchange contracts and interest rate swaps to hedge its risk exposure.

a) Foreign exchange risk

The Bank operates in Cambodia and transacts in many currencies and is exposed to currency risks primarily with respect to Khmer Riel and Thai Baht.

Foreign exchange risk arises from future commercial transactions and recognised assets and liabilities denominated in a currency that is not the Bank's functional currency.

Management monitors foreign exchange risk against the Bank's functional currency. However, the Bank does not hedge its foreign exchange risk exposure arising from future commercial transactions and recognised assets and liabilities using forward contracts.

The Bank's policy is to maintain foreign currency exposure within acceptable limits and within existing regulatory guidelines.

The table below summarises the Bank's exposure to foreign currency exchange rate risk. Included in the table are the Bank's financial instruments at their carrying amounts by currency in US\$ equivalent.

KB PRASAC BANK PLC.

**NOTES TO THE FINANCIAL STATEMENTS
FOR THE YEAR ENDED 31 DECEMBER 2024**

34. FINANCIAL RISK MANAGEMENT (continued)

34.2 Market risk (continued)

a) Foreign exchange risk (continued)

	In US\$ equivalent				
	USD	KHR	THB	Others	Total
31 December 2024					
Financial assets					
Cash on hand	77,377,913	23,418,020	231,011	-	101,026,944
Deposits and placements with National Bank of Cambodia	73,922,424	14,486,598	-	-	88,409,022
Deposits and placements with banks	92,152,298	457,234	47,159	132,420	92,789,111
Loans and advances	4,257,075,398	668,300,234	256,953	-	4,925,632,585
Financial assets at FVOCI	53,755	-	-	-	53,755
Other financial assets	1,781,458	6,676	-	-	1,788,134
	<u>4,502,363,246</u>	<u>706,668,762</u>	<u>535,123</u>	<u>132,420</u>	<u>5,209,699,551</u>
Financial liabilities					
Deposits from banks and other financial institutions	106,773,017	305,653	-	-	107,078,670
Deposits from customers	3,140,844,660	282,183,420	10,040	-	3,423,038,120
Borrowings	659,736,107	232,578,796	-	-	892,314,903
Debt securities issued	-	-	-	-	-
Lease liabilities	20,505,975	-	-	-	20,505,975
Subordinated debts	30,214,653	-	-	-	30,214,653
Other liabilities	8,249,717	207,029	510	-	8,457,256
	<u>3,966,324,129</u>	<u>515,274,898</u>	<u>10,550</u>	<u>-</u>	<u>4,481,609,577</u>
Net asset position	<u>536,039,117</u>	<u>191,393,864</u>	<u>524,573</u>	<u>132,420</u>	<u>728,089,974</u>
In KHR '000 equivalents	2,157,557,446	770,360,303	2,111,406	532,991	2,930,562,146

KB PRASAC BANK PLC.
**NOTES TO THE FINANCIAL STATEMENTS
FOR THE YEAR ENDED 31 DECEMBER 2024**
34. FINANCIAL RISK MANAGEMENT (continued)
34.2 Market risk (continued)
a) Foreign exchange risk (continued)

	In US\$ equivalent				
	USD	KHR	THB	Others	Total
31 December 2023					
Financial assets					
Cash on hand	78,043,229	36,241,252	308,801	-	114,593,282
Deposits and placements with National Bank of Cambodia	59,318,986	39,844,364	-	-	99,163,350
Deposits and placements with banks	16,353,715	787,101	46,829	639,241	17,826,886
Loans and advances	4,300,626,639	604,553,464	867,193	-	4,906,047,296
Financial assets at FVOCI	53,755	-	-	-	53,755
Other financial assets	2,702,449	2,684	-	-	2,705,133
	<u>4,457,098,773</u>	<u>681,428,865</u>	<u>1,222,823</u>	<u>639,241</u>	<u>5,140,389,702</u>
Financial liabilities					
Deposits from banks and other financial institutions	109,765,364	61,881	-	-	109,827,245
Deposits from customers	2,768,636,776	231,685,625	51,583	-	3,000,373,984
Borrowings	1,144,101,334	250,693,026	-	-	1,394,794,360
Debt securities issued	-	-	-	-	-
Lease liabilities	19,922,591	-	-	-	19,922,591
Subordinated debts	50,804,364	-	-	-	50,804,364
Other liabilities	5,768,506	293,090	990	-	6,062,586
	<u>4,098,998,935</u>	<u>482,733,622</u>	<u>52,573</u>	<u>-</u>	<u>4,581,785,130</u>
Net asset position	<u>358,099,838</u>	<u>198,695,243</u>	<u>1,170,250</u>	<u>639,241</u>	<u>558,604,572</u>
In KHR '000 equivalents	<u>1,462,837,838</u>	<u>811,670,068</u>	<u>4,780,471</u>	<u>2,611,299</u>	<u>2,281,899,676</u>

Sensitivity analysis

As shown in the table above, the Bank is primarily exposed to changes in USD/KHR exchange rates. The sensitivity of profit or loss to changes in the exchange rates arises mainly from US-dollar denominated financial instruments.

The analysis below is based on the assumption that USD/KHR and USD/THB exchange rate had not increased or decreased over/under 2% or -2%, which is set based on the 3-year average of exchange rate from 2022 to 2024.

	31 December 2024		31 December 2023	
	-2% Depreciation US\$	+2% Appreciation US\$	-2% Depreciation US\$	+2% Appreciation US\$
KHR	(3,752,821)	3,905,997	(3,895,985)	4,055,005
THB	(10,286)	10,706	(22,947)	23,883
	<u>(3,763,107)</u>	<u>3,916,703</u>	<u>(3,918,932)</u>	<u>4,078,888</u>
In KHR '000 equivalents	<u>(15,146,506)</u>	<u>15,764,730</u>	<u>(16,008,837)</u>	<u>16,662,257</u>

**NOTES TO THE FINANCIAL STATEMENTS
FOR THE YEAR ENDED 31 DECEMBER 2024**

34. FINANCIAL RISK MANAGEMENT (continued)

34.2 Market risk (continued)

b) Securities price risk

Securities price risk is the risk that changes in the market prices of securities will result in fluctuations in revenues or in the values of financial assets. As at 31 December 2024 and 31 December 2023, the Bank has no investment in securities which are subject to the changes in the market prices.

c) Interest rate risk

Interest rate risk is the risk that the future cash flows of a financial instrument will fluctuate because of changes in market interest rates. Fair value interest rate risk is the risk that the value of a financial instrument will fluctuate because of changes in market interest rates. Interest margins may increase as a result of changes but may reduce losses in the event that unexpected movements arise.

The Bank's main interest rate risk arises from borrowings with variable rates if any, which exposes the Bank to cash flow interest rate risk. Majority of the borrowings at fixed rates are around 36.11% of the total borrowings of the Bank (2023: majority of the borrowings at fixed rates are around 22.41% of the total borrowings of the Bank). The Bank does not have fair value interest rate risk as the interest rates of financial instruments measured at amortised cost are similar to prevailing market rates.

The Bank have a policy to set limits on the level of mismatch of interest rate repricing that may be undertaken, and the management regularly monitors the mismatch. In addition, the management regularly analyses and foresees the expected changes in the interest rates and manages cash flow interest rate risk by assessing its impacts and developed actions to respond to the interest rate risk.

The table below summarises the exposures of the Bank to interest rate risk. The assets and liabilities at carrying amount are categorised by the earlier of contractual repricing or maturity dates.

KB PRASAC BANK PLC.

**NOTES TO THE FINANCIAL STATEMENTS
FOR THE YEAR ENDED 31 DECEMBER 2024**

34. FINANCIAL RISK MANAGEMENT (continued)

34.2 Market risk (continued)

c) Interest rate risk (continued)

	Up to 1 month US\$	1 to 3 months US\$	3 to 12 months US\$	1 to 5 years US\$	Over 5 years US\$	Non-interest bearing US\$	Total US\$
As at 31 December 2024							
Financial assets							
Cash on hand	-	-	-	-	-	101,026,944	101,026,944
Deposits and placements with National Bank of Cambodia	-	2,646,535	6,158,839	-	-	79,603,648	88,409,022
Deposits and placements with other banks	89,626,658	-	-	-	-	3,162,453	92,789,111
Loans and advances to customers	4,596,415	10,908,323	75,078,381	1,812,639,322	3,022,410,144	-	4,925,632,585
Financial assets at fair value through other comprehensive income	-	-	-	-	-	53,755	53,755
Other financial assets	-	-	-	-	-	1,788,134	1,788,134
	<u>94,223,073</u>	<u>13,554,858</u>	<u>81,237,220</u>	<u>1,812,639,322</u>	<u>3,022,410,144</u>	<u>185,634,934</u>	<u>5,209,699,551</u>
Financial liabilities							
Deposits from banks and other financial institutions	29,588,537	14,864,582	57,541,526	5,084,025	-	-	107,078,670
Deposits from customers	677,053,142	656,300,729	1,917,764,273	170,823,109	1,096,867	-	3,423,038,120
Borrowings	34,022,657	93,988,859	541,875,131	222,428,256	-	-	892,314,903
Lease liabilities	456,618	841,100	3,679,691	12,441,097	3,087,469	-	20,505,975
Subordinated debts	-	-	-	30,214,653	-	-	30,214,653
Other liabilities	-	-	-	-	-	8,457,256	8,457,256
	<u>741,120,954</u>	<u>765,995,270</u>	<u>2,520,860,621</u>	<u>440,991,140</u>	<u>4,184,336</u>	<u>8,457,256</u>	<u>4,481,609,577</u>
Interest sensitivity gap	<u>(646,897,881)</u>	<u>(752,440,412)</u>	<u>(2,439,623,401)</u>	<u>1,371,648,182</u>	<u>3,018,225,808</u>	<u>177,177,678</u>	<u>728,089,974</u>
In KHR '000 equivalent	<u>(2,603,763,972)</u>	<u>(3,028,572,658)</u>	<u>(9,819,484,189)</u>	<u>5,520,883,933</u>	<u>12,148,358,877</u>	<u>713,140,155</u>	<u>2,930,562,146</u>

KB PRASAC BANK PLC.

**NOTES TO THE FINANCIAL STATEMENTS
FOR THE YEAR ENDED 31 DECEMBER 2024**

34. FINANCIAL RISK MANAGEMENT (continued)

34.2 Market risk (continued)

c) Interest rate risk (continued)

	Up to 1 month US\$	1 to 3 months US\$	3 to 12 months US\$	1 to 5 years US\$	Over 5 years US\$	Non-interest bearing US\$	Total US\$
As at 31 December 2023							
Financial assets							
Cash on hand	-	-	-	-	-	114,593,282	114,593,282
Deposits and placements with National Bank of Cambodia	-	7,658,974	522,173	-	-	90,982,203	99,163,350
Deposits and placements with other banks	-	-	-	-	-	17,826,886	17,826,886
Loans and advances to customers	2,938,632	9,862,759	103,954,922	1,880,429,359	2,908,861,624	-	4,906,047,296
Financial assets at fair value through other comprehensive income	-	-	-	-	-	53,755	53,755
Other financial assets	-	-	-	-	-	2,705,133	2,705,133
	<u>2,938,632</u>	<u>17,521,733</u>	<u>104,477,095</u>	<u>1,880,429,359</u>	<u>2,908,861,624</u>	<u>226,161,259</u>	<u>5,140,389,702</u>
Financial liabilities							
Deposits from banks and other financial institutions	20,346,755	6,265,596	81,663,820	1,551,074	-	-	109,827,245
Deposits from customers	366,035,324	649,857,940	1,869,736,595	113,843,641	900,484	-	3,000,373,984
Borrowings	38,977,099	106,564,408	420,637,672	827,397,285	1,217,896	-	1,394,794,360
Lease liabilities	460,224	878,892	3,665,897	11,268,888	3,648,690	-	19,922,591
Subordinated debts	-	-	-	50,804,364	-	-	50,804,364
Other liabilities	-	-	-	-	-	6,062,586	6,062,586
	<u>425,819,402</u>	<u>763,566,836</u>	<u>2,375,703,984</u>	<u>1,004,865,252</u>	<u>5,767,070</u>	<u>6,062,586</u>	<u>4,581,785,130</u>
Interest sensitivity gap	<u>(422,880,770)</u>	<u>(746,045,103)</u>	<u>(2,271,226,889)</u>	<u>875,564,107</u>	<u>2,903,094,554</u>	<u>220,098,673</u>	<u>558,604,572</u>
In KHR '000 equivalent	<u>(1,727,467,945)</u>	<u>(3,047,594,246)</u>	<u>(9,277,961,842)</u>	<u>3,576,679,377</u>	<u>11,859,141,253</u>	<u>899,103,079</u>	<u>2,281,899,676</u>

KB PRASAC BANK PLC.**NOTES TO THE FINANCIAL STATEMENTS
FOR THE YEAR ENDED 31 DECEMBER 2024****34. FINANCIAL RISK MANAGEMENT (continued)****34.2 Market risk (continued)**

c) Interest rate risk (continued)

Sensitivity

Profit or loss is sensitive to higher or lower interest income from financial instruments at floating rate as a result of changes in interest rates. There are no other component of equity sensitive to higher or lower interest income from financial instruments at floating rate as a result of changes in interest rates.

Table below summarises impact on post tax profit for the Bank for the year 2024 and in 2023.

	Impact on post tax profit	
	US\$	KHR '000
2024		
Interest rate increase by 200 basis point	9,429,797	37,954,933
Interest rate decrease by 200 basis point	(9,429,797)	(37,954,933)
2023		
Interest rate increase by 200 basis point	17,314,770	70,730,835
Interest rate decrease by 200 basis point	(17,314,770)	(70,730,835)

34.3 Liquidity risk

Liquidity risk is the risk that the Bank are unable to meet its payment obligations associated with its financial liabilities when they fall due and to replace funds when they are withdrawn. The consequence of this may be the failure to meet obligations to repay depositors and fulfil commitments to lend.

a) Liquidity risk management process

Management monitors balance sheet liquidity and manages the concentration and profile of debt maturities. Monitoring and reporting, taking the form of daily cash position and projection for the next day, week and month respectively, are key periods for liquidity management. In addition, management monitors the movement of main depositors and projection of their withdrawals.

b) Funding approach

The Bank's main sources of liquidity arise from shareholders' capital contribution, customers' deposits, and borrowings. The sources of liquidity are regularly reviewed by management through review of maturity of term deposits and the key depositors.

c) Non-derivative cash flows

The table below presents the cash flows of the financial instruments by the Bank by remaining contractual maturities at the balance sheet date. The amounts disclosed in the table are the contractual undiscounted cash flows, whereas the Bank manages the inherent liquidity risk based on expected undiscounted cash flows.

KB PRASAC BANK PLC.

**NOTES TO THE FINANCIAL STATEMENTS
FOR THE YEAR ENDED 31 DECEMBER 2024**

34. FINANCIAL RISK MANAGEMENT (continued)

34.3 Liquidity risk (continued)

c) Non-derivative cash flows (continued)

	Up to 1 month US\$	1 to 3 months US\$	3 to 12 months US\$	1 to 5 years US\$	Over 5 years US\$	Total US\$
As at 31 December 2024						
Financial assets						
Cash on hand	101,026,944	-	-	-	-	101,026,944
Balance with the NBC	79,603,648	2,654,194	6,218,526	-	-	88,476,368
Deposit with other banks	92,849,602	-	-	-	-	92,849,602
Loans and advances to customers	102,255,023	120,630,585	536,639,684	3,241,475,123	3,424,738,837	7,425,739,252
Financial assets at fair value through other comprehensive income	53,755	-	-	-	-	53,755
Other assets	1,788,134	-	-	-	-	1,788,134
	<u>377,577,106</u>	<u>123,284,779</u>	<u>542,858,210</u>	<u>3,241,475,123</u>	<u>3,424,738,837</u>	<u>7,709,934,055</u>
Financial liabilities						
Deposits from banks and financial institutions						
Deposits from customers	29,608,032	15,012,293	59,483,187	5,922,357	-	110,025,869
Borrowings	677,920,145	663,771,850	1,990,973,829	195,953,003	1,692,067	3,530,310,894
Lease liabilities	34,773,143	101,489,267	571,676,945	237,257,300	-	945,196,655
Subordinated debts	594,932	1,096,032	4,737,000	15,204,225	3,428,506	25,060,695
Other liabilities	-	-	12,335,667	22,342,083	-	34,677,750
	<u>8,457,256</u>	<u>-</u>	<u>-</u>	<u>-</u>	<u>-</u>	<u>8,457,256</u>
	<u>751,353,508</u>	<u>781,369,442</u>	<u>2,639,206,628</u>	<u>476,678,968</u>	<u>5,120,573</u>	<u>4,653,729,119</u>
Liquidity gap	(373,776,402)	(658,084,663)	(2,096,348,418)	2,764,796,155	3,419,618,264	3,056,204,936
In KHR '000 equivalents	<u>(1,504,450,018)</u>	<u>(2,648,790,769)</u>	<u>(8,437,802,382)</u>	<u>11,128,304,524</u>	<u>13,763,963,512</u>	<u>12,301,224,867</u>
Off-balance-sheet items						
Unused portion of approved credit facilities – term loans and overdrafts, and guarantees	1,875,706	-	-	-	-	1,875,706
In KHR '000 equivalents	<u>7,549,717</u>	<u>-</u>	<u>-</u>	<u>-</u>	<u>-</u>	<u>7,549,717</u>

KB PRASAC BANK PLC.

**NOTES TO THE FINANCIAL STATEMENTS
FOR THE YEAR ENDED 31 DECEMBER 2024**

34. FINANCIAL RISK MANAGEMENT (continued)

34.3 Liquidity risk (continued)

c) Non-derivative cash flows (continued)

	Up to 1 month US\$	1 to 3 months US\$	3 to 12 months US\$	1 to 5 years US\$	Over 5 years US\$	Total US\$
As at 31 December 2023						
Financial assets						
Cash on hand	114,593,282	-	-	-	-	114,593,282
Balance with the NBC	90,982,203	7,677,438	526,471	-	-	99,186,112
Deposit with other banks	17,826,886	-	-	-	-	17,826,886
Loans and advances to customers	188,166,353	283,915,851	1,212,770,999	4,203,805,347	1,214,066,651	7,102,725,201
Financial assets at fair value through other comprehensive income	53,755	-	-	-	-	53,755
Other assets	2,705,133	-	-	-	-	2,705,133
	414,327,612	291,593,289	1,213,297,470	4,203,805,347	1,214,066,651	7,337,090,369
Financial liabilities						
Deposits from banks and financial institutions	20,389,801	6,344,462	84,789,047	1,857,397	-	113,380,707
Deposits from customers	366,641,863	657,582,903	1,965,257,794	133,961,200	1,344,069	3,124,787,829
Borrowings	98,943,960	172,335,937	551,116,215	667,559,227	154,545	1,490,109,884
Lease liabilities	591,846	1,124,866	4,664,866	13,940,629	4,104,408	24,426,615
Subordinated debts	-	-	17,751,777	42,943,895	-	60,695,672
Other liabilities	6,062,586	-	-	-	-	6,062,586
	492,630,056	837,388,168	2,623,579,699	860,262,348	5,603,022	4,819,463,293
Liquidity gap	(78,302,444)	(545,794,879)	(1,410,282,229)	3,343,542,999	1,208,463,629	2,517,627,076
In KHR '000 equivalents	(319,865,484)	(2,229,572,081)	(5,761,002,905)	13,658,373,151	4,936,573,924	10,284,506,605
Off-balance-sheet items						
Unused portion of approved credit facilities – term loans and overdrafts, and guarantees	3,145,352	-	-	-	-	3,145,352
In KHR '000 equivalents	12,848,763	-	-	-	-	12,848,763

KB PRASAC BANK PLC.

**NOTES TO THE FINANCIAL STATEMENTS
FOR THE YEAR ENDED 31 DECEMBER 2024**

34. FINANCIAL RISK MANAGEMENT (continued)

34.4 Fair value of financial assets and liabilities

a) Fair value hierarchy

To provide an indication about the reliability of the inputs used in determining fair value, the Bank classifies its financial instruments into the three levels prescribed under the accounting standards. An explanation of each level follows underneath the table.

The following table presents the Bank's financial assets measured and recognised at fair value as at 31 December 2024 and 31 December 2023 on a recurring basis:

	Level 1 US\$	Level 2 US\$	Level 3 US\$	Total US\$
As at 31 December 2024				
Financial assets				
Financial assets at FVOCI				
Equity securities	-	-	53,755	53,755
Total financial assets	-	-	53,755	53,755
<i>In KHR'000 equivalent</i>	-	-	216,364	216,364
As at 31 December 2023				
Financial assets				
Financial assets at FVOCI				
Equity securities	-	-	53,755	53,755
Total financial assets	-	-	53,755	53,755
<i>In KHR'000 equivalent</i>	-	-	219,589	219,589

Level 1: The fair value of financial instruments traded in active markets (such as publicly traded derivatives and equity securities) is based on quoted market prices at the end of the reporting period. The quoted market price used for financial assets held by the Bank is the current bid price. These instruments are included in level 1.

Level 2: The fair value of financial instruments that are not traded in an active market (for example, over-the-counter derivatives) is determined using valuation techniques which maximise the use of observable market data and rely as little as possible on entity-specific estimates. If all significant inputs required to fair value an instrument are observable, the instrument is included in level 2.

Level 3: If one or more of the significant inputs is not based on observable market data, the instrument is included in level 3. This is the case for unlisted equity securities.

KB PRASAC BANK PLC.

**NOTES TO THE FINANCIAL STATEMENTS
FOR THE YEAR ENDED 31 DECEMBER 2024**

34. FINANCIAL RISK MANAGEMENT (continued)

34.4 Fair value of financial assets and liabilities (continued)

b) Fair value measurements using significant unobservable inputs (level 3)

The unlisted equity securities are the investment in Credit Bureau Cambodia (CBC) to be measured at fair value through other comprehensive income as they are not held for trading and the Bank has irrevocably elected at initial recognition to recognize as the financial assets at FVOCI. These are the strategic investments and the Bank considers this classification to be more relevant.

The fair value of FVOCI have been determined based on present values and the discount rate used were adjusted for counterparty or own credit risk.

There is no gain/loss recognized in other comprehensive income due to fair value approximate the carrying amount.

c) Financial instruments not measured at fair value

As at the balance sheet date, the fair values of financial instruments of the Bank approximate their carrying amounts.

The estimated fair values are based on the following methodologies and assumptions:

(i) Deposits and placements with the central bank and banks

The carrying amounts of deposits and placements with the central bank and banks approximate their fair values, since these accounts consist mostly of current, savings and short-term deposits.

(ii) Loans and advances to customers

For fixed rate loans with remaining period to maturity of less than one year, the carrying amounts are generally reasonable estimates of their fair values.

For fixed rate loans with remaining period to maturity of one year and above, fair values are estimated by discounting the estimated future cash flows using a current lending rate as the prevailing market rates of loans with similar credit risks and maturities have been assessed as insignificantly different to the contractual lending rates. As a result, the fair value of non-current loan and advances to customers is approximate to their carrying value as reporting date.

(iii) Deposits from banks, other financial institutions and customers

The fair value of deposits from banks, other financial institutions and customers with maturities of less than one year approximate their carrying values due to the relatively short maturity of these instruments. The fair value of deposits and placements of other banks and financial institutions and deposits from customers with remaining maturities of one year or more are expected to approximate their carrying amount due to the Bank offered similar interest rate of the instrument with similar maturities and terms.

(iv) Other financial assets and other financial liabilities

The carrying amounts of other financial assets and other financial liabilities are assumed to approximate their fair values as these items are not materially sensitive to the shift in market interest rates.

KB PRASAC BANK PLC.

**NOTES TO THE FINANCIAL STATEMENTS
FOR THE YEAR ENDED 31 DECEMBER 2024**

34. FINANCIAL RISK MANAGEMENT (continued)

34.4 Fair value of financial assets and liabilities (continued)

c) Financial instruments not measured at fair value (continued)

(v) Borrowings and subordinated debts

Borrowings and subordinated debts at fixed rate issued are not quoted in active market while float rate borrowings and subordinated debts are periodically reset, and their fair value approximate their carrying amount because the rates are similar to the prevailing market rates of borrowings with similar terms and maturities.

(vi) Debt securities

The estimated fair value of debt securities is generally based on quoted and observable market prices at the date of statement of financial position. They are not presently traded. The estimated fair values of debt securities are approximate their carrying values based on estimated future cash flows using prevailing market rates.

34.5 Capital management

The Bank's objectives when managing capital, which is a broader concept than the 'equity' on the face of balance sheet, are:

- to comply with the capital requirement set by the central bank
- to safeguard the Bank's ability to continue as a going concern so that it can continue to provide returns for head office and benefits for other stakeholders and
- to maintain a strong capital base to support the development of business.

The central bank requires all commercial banks to i) hold a minimum capital requirement, ii) maintain the Bank's net worth at least equal to the minimum capital, and iii) comply with solvency, liquidity and other prudential ratios.

The table below summarises the composition of the regulatory capital:

	As at 31 December 2024		As at 31 December 2023	
	US\$	KHR '000	US\$	KHR '000
Tier 1 capital				
Share capital	600,000,000	2,415,000,000	600,000,000	2,451,000,000
Reserves	91,944,796	370,077,804	91,944,796	375,594,492
Retained earnings (*)	196,927,389	792,632,742	194,716,345	795,416,269
Net profit for the last financial year	95,764,761	385,453,163	86,920,584	355,070,586
Less: Intangible assets and goodwill	(30,802,155)	(123,978,674)	(16,480,293)	(67,321,997)
Less: Loans to related parties	(1,705,515)	(6,864,698)	(817,303)	(3,338,685)
	<u>952,129,276</u>	<u>3,832,320,337</u>	<u>956,284,129</u>	<u>3,906,420,665</u>
Tier 2 complementary capital				
General provision (**)	58,804,961	236,689,968	47,411,359	193,675,402
Subordinated debt approved by NBC	<u>30,000,000</u>	<u>120,750,000</u>	<u>50,500,000</u>	<u>206,292,500</u>
	<u>88,804,961</u>	<u>357,439,968</u>	<u>97,911,359</u>	<u>399,967,902</u>
Total Net Worth	<u>1,040,934,237</u>	<u>4,189,760,305</u>	<u>1,054,195,488</u>	<u>4,306,388,567</u>

KB PRASAC BANK PLC.

**NOTES TO THE FINANCIAL STATEMENTS
FOR THE YEAR ENDED 31 DECEMBER 2024**

34. FINANCIAL RISK MANAGEMENT (continued)

34.5 Capital management (continued)

- (*) For the calculation of net worth, retained earnings are capped to ensure compliance with the maximum retained earnings requirement of 20%.
- (**) This includes the effect of regulatory reserve relating to regulatory provision of accrued interest receivable amounted to US\$9,867,735 which is permitted to be added back to the 'General provision' line in the Tier 2 capital for the year ended 31 December 2024.



Pay Public Services of Ministry of Public Works and Transport

via

KB PRASAC Mobile



Vehicle technical
inspection

Purchase number plate

Land transport license

Driver license issuance
and renewal

Other services

MPWT Services





About
KB PRASAC Bank

